



Fenner® FRICION BELT DRIVES

Fenner friction belt drives have set the pace for over a century and will continue to do so with the recent addition to the range of Fenner Quattro PLUS high power cogged raw edge belts.



- State of the art design and manufacture reflected in optimised power ratings, for compact size, economy, efficiency and extended life
- PB (Precision built) construction allows 'one-shot tensioning' for fit & forget applications
- Fullest range of international standard belt lengths and pulleys available
- All belts have superior anti-static, heat and oil resistant properties

FRICION BELT DRIVES

	Page
Classic PB V Belts	35
Classic Wedge Belts	36
Wedge Belt Drive Selection	38
Centre Distances Wedge Belt Drives	40
Power Ratings Quattro PLUS wedge Belts	54
Power Ratings CRE Wedge Belts	56
Power Ratings, SPZ, SPB, SPA, SPC	58
Additional Power Ratings	60
Taper Lock Pulleys	62
Concord Plus	70
PowerTwist® Plus	72
Adjustable Pitch Pulleys & Bi-Loc Pulleys	74
Urethane Belting	75
Wedge & V-Belt Tensioning Instructions	76
Installation & Operation, Wedge & V-Belts	77
PowerTwist Plus, Installation & Tensioning	78
Ribbed Belts	79

Friction Belt Drives Design Data Required

- Type of prime mover, or driving m/c
- Electric motor starting arrangement
- Rotational speed of prime mover
- Power rating of prime mover
- Type of driven machine
- Rotational speed of driven machine
- Power absorbed by driven machine
- Hours/day duty & start/stop frequency
- Both driven & driver machine shaft diameters
- Centre distance & space restraints
 - fixed centres?
 - adjustment?
- Space restraints
- Any environmental issues
 - ambient temperature
 - water, oil mist, solvents etc.

Visit www.fptgroup.com for the Drive Design Assistant

Fenner Classic PB V-Belts



ISO 4184 - DIN 2215 - BS 3790 - RMA IP20

Fenner Classic **PB** V-Belts have specially treated jackets to give superior anti-static, heat and oil-resistant properties.

All Fenner Classic V-Belts are static conductive to **ISO 1813** and conform to the anti-static specifications of the American Petroleum Institute (API).

Z		A		B		C		D	
Belt Designation		Belt Designation		Belt Designation		Belt Designation		Belt Designation	
Metric		Metric		Imperial		Metric		Imperial	
Z370	A850	A32	B700	B26	B2890	B112	C3000	C116	
Z395	A870	A33	B750	B28	B2940	B114	C3080	C119	
Z410	A890	A34	B800	B30	B2990	B116	C3100	C120	
Z420	A920	A35	B830	B31	B3040	B118	C3210	C124	
Z445	A930	—	B860	B32	B3090	B120	C3310	C128	
Z470	A950	A36	B880	B33	B3140	B122	C3360	C130	
Z480	A970	A37	B910	B34	B3200	B124	C3460	C134	
Z495	A990	A38	B930	B35	B3240	B126	C3520	C136	
Z510	A1020	A39	B960	B36	B3290	B128	C3560	C138	
Z520	A1050	A40	B980	B37	B3350	B130	C3610	C140	
Z530	A1070	A41	B1000	B38	B3400	B132	C3660	C142	
Z545	A1100	A42	B1030	B39	B3450	B134	C3710	C144	
Z560	A1130	A43	B1060	B40	B3500	B136	C3760	C146	
Z610	A1150	A44	B1080	B41	B3550	B138	C3870	C150	
Z620	A1180	A45	B1100	B42	B3600	B140	C3920	C152	
Z630	A1200	A46	B1130	B43	B3600	B144	C3970	C154	
Z650	A1230	A47	B1160	B44	B3700	B148	C4060	C158	
Z660	A1250	A48	B1180	B45	B3800	B148	C4170	C162	
Z700	A1280	A49	B1210	B46	B3850	B150	C4220	C164	
Z725	A1300	A50	B1240	B47	B3870	B151	C4320	C168	
Z750	A1330	A51	B1260	B48	B3900	B152	C4450	C173	
Z780	A1360	A52	B1290	B49	B3950	B154	C4500	C175	
Z800	A1380	A53	B1310	B50	B4060	B158	C4600	C179	
Z820	A1410	A54	B1340	B51	B4160	B162	C4630	C180	
Z840	A1430	A55	B1370	B52	B4310	B168	C4750	C185	
Z850	A1460	A56	B1390	B53	B4430	B173	C4780	C186	
Z860	A1480	A57	B1410	B54	B4610	B180	C4880	C190	
Z875	A1490	A58	B1440	B55	B4740	B185	C5010	C195	
Z890	A1510	A59	B1460	B56	B5000	B195	C5140	C200	
Z900	A1530	A60	B1490	B57	B5220	B204	C5240	C204	
Z920	A1550	A61	B1510	B58	B5370	B210	C5380	C210	
Z930	A1580	A62	B1540	B59	B5580	B218	C5640	C220	
Z940	A1610	A63	B1560	B60	B5630	B220	C5720	C223	
Z950	A1640	A64	B1590	B61	B6070	B238	C5850	C228	
Z965	A1660	A64	B1620	B62			C6100	C238	
Z980	A1690	A65	B1640	B63			C6150	C240	
Z990	A1710	A66	B1670	B64			C6360	C248	
Z1015	A1740	A67	B1690	B65			C6610	C258	
Z1035	A1760	A68	B1720	B66			C6660	C260	
Z1055	A1790	A69	B1740	B67			C6860	C268	
Z1080	A1810	A70	B1760	B68			C6910	C270	
Z1105	A1840	A71	B1780	B69			C7120	C278*	
Z1130	A1860	A72	B1800	B70			C7600	C297*	
Z1155	A1890	A73	B1820	B71			C7620	C298*	
Z1205	A1920	A74	B1850	B72			C8030	C314*	
Z1270	A1940	A75	B1870	B73			C8390	C328*	
Z1330	A1960	A76	B1900	B74			C9100	C356*	
Z1380	A1990	A77	B1920	B75			C9150	C358*	
Z1420	A2020	A78	B1950	B76			C9760	C382*	
Z1750	A2050	A79	B1970	B77			C10670	C418*	
	A2070	A80	B2000	B78			C10700	C419*	
	A2090	A81	B2020	B79			C11330	C444*	
	A2120	A82	B2050	B80					
	A2140	A83	B2070	B81					
	A2170	A84	B2100	B82					
	A2200	A85	B2130	B83					
	A2220	A86	B2150	B84					
	A2240	A87	B2180	B85					
	A2270	A88	B2200	B86					
	A2300	A89	B2230	B87					
	A2320	A90	B2250	B88					
	A2350	A91	B2280	B89					
	A2370	A92	B2300	B90					
	A2400	A93	B2330	B91					
	A2420	A94	B2350	B92					
	A2450	A95	B2380	B93					
	A2480	A96	B2400	B94					
	A2500	A97	B2420	B95					
	A2570	A100	B2450	B96					
	A2630	A102	B2480	B97					
	A2650	A103	B2500	B98					
	A2680	A104	B2530	B99					
	A2700	A105	B2580	B100					
	A2750	A107	B2630	B102					
	A2780	A108	B2660	B103					
	A2830	A110	B2680	B104					
	A2880	A112	B2700	B105					
	A2910	A113	B2740	B106					
	A2960	A115	B2790	B108					
	A2980	A116	B2840	B110					
	A3080	A120	B2870	B111					
	A3190	A124							
	A3290	A128							
	A3440	A134							
	A3490	A136							
	A3540	A138							
	A3690	A144							
	A820	A31							

Section dimensions in millimetres.
Metric designations show pitch length in millimetres.
Imperial designations show inside length in inches.

MASS PER UNIT LENGTH kg/m		Metric belt designation denotes pitch length in mm
BELT SECTION	STD BELT	
Z	0.055	Z: Li = Lp - 26 mm
A	0.094	A: Li = Lp - 34 mm
B	0.163	B: Li = Lp - 45 mm
C	0.284	C: Li = Lp - 58 mm
D	0.560	D: Li = Lp - 85 mm
		Li: = inside length
		Lp: = pitch length

* These lengths may not be available from stock. Consult your local Authorised Distributor for non-listed belt lengths.

PRODUCT CODES

8 digit for standard V-belts.



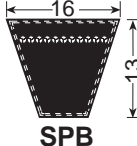
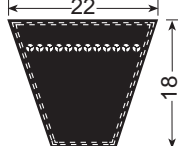
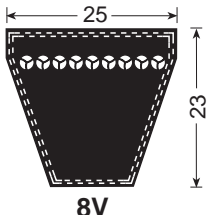
Digits 1 to 3: constant 240.
Digit 4: section letter Z, A, B, C or D.
Digits 5 to 8: 0 then first 3 of 4-figure metric lengths or, first 4 of 5-figure metric lengths.
E.g.: C10700 is coded 240C1070.

WORKING TEMPERATURES

Fenner V-belts perform satisfactorily within the ambient temperature range -40 to 70°C.

ISO 4184 – DIN 7753 – BS 3790 – RMA IP22

In addition to their precision-built qualities, Fenner Power Plus **PB** wedge belts have superior anti-static and oil-resistant properties. All Fenner Power PLUS wedge belts are static conductive to the **ISO 1813** standard and conform to the anti-static specifications of the American Petroleum Institute (API) for similar belts. They will not readily self-ignite under severe slip/stall conditions, subject to maximum surface temperature limitations.

 SPZ		 SPA		 SPB		 SPC			
Belt Designation		Belt Designation		Belt Designation	Belt Designation	Belt Designation		Belt Designation	
Metric	Imperial 3V	Metric	Imperial 3V			Metric	Imperial 5V		
487	-	1400	-	732	1750	1250	-	 8V	
512	-	1412	-	757	1757	1260	5V500		2000
562	-	1420	560	782	1782	1320	-		2120
587	-	1437	-	800	1800	1340	530		2240
612	-	1462	-	807	1807	1400	-		2360
630	3V250	1470	580	825	1832	1410	560		2500
637	-	1487	-	832	1850	1500	-		2650
662	-	1500	-	850	1857	1550	-		2800
670	-	1512	-	857	1882	1600	630		3000
687	-	1520	600	875	1900	1670	-		3150
710	280	1537	-	882	1907	1700	-		3350
722	-	1560	617	900	1932	1750	-		3550
737	-	1587	-	907	1950	1800	710		3750
750	-	1600	630	925	1957	1850	-		4000
760	300	1612	-	932	1982	1900	-		4250
772	-	1637	-	950	2000	1950	-		4500
787	-	1650	650	957	2032	1980	-		4750
800	315	1662	-	975	2057	2000	-		5000
812	-	1687	-	982	2060	2020	800		5300
825	-	1700	670	1000	2082	2060	-		5600
837	-	1737	-	1007	2120	2120	-		6000
850	-	1762	-	1030	2132	2150	850		6300
862	-	1787	-	1060	2180	2240	-		6700
875	-	1800	710	1082	2207	2280	900		7100
887	-	1812	-	1090	2232	2360	-		7500
900	355	1837	-	1107	2240	2410	950		8000
912	-	1850	730	1120	2282	2450	-		8500
925	-	1862	-	1132	2300	2500	-		9000
940	370	1887	-	1150	2307	2530	1000		9500
950	-	1900	750	1157	2332	2580	-		10000
962	-	1937	-	1180	2360	2650	-		10600
987	-	1987	800	1207	2382	2680	1060		11200
1000	-	2000	-	1220	2430	2800	-	11800	
1010	400	2030	-	1232	2482	2840	1120	12500	
1024	-	2037	-	1250	2500	2900	-		
1037	-	2120	-	1257	2532	2900	1180		
1047	-	2137	-	1272	2580	3000	-		
1060	-	2160	850	1272	2580	3150	-		
1080	425	2187	-	1280	2607	3170	1250		
1087	-	2240	-	1307	2632	3250	1320		
1112	-	2262	-	1320	2650	3350	-		
1120	-	2280	900	1332	2682	3450	1400		
1140	450	2287	-	1357	2720	3550	-		
1162	-	2360	-	1360	2732	3750	1500		
1180	-	2410	950	1382	2782	3800	-		
1187	-	2500	-	1407	2800	3870	-		
1200	475	2540	1000	1407	2832	4000	-		
1212	-	2650	-	1432	2847	4060	1600		
1237	-	2690	1060	1450	2882	4250	-		
1250	-	2800	-	1457	2900	4310	1700		
1262	-	2840	1120	1482	2932	4500	-		
1270	500	3000	1180	1500	2982	4560	1800		
1287	-	3150	-	1507	3000	4750	-		
1312	-	3170	1250	1532	3032	4820	1900		
1320	-	3350	-	1550	3082	5000	-		
1340	530	3550	1400	1557	3150	5070	2000		
1347	-	-	-	1582	3182	5300	-		
1362	-	-	-	1607	3282	5380	2120		
1387	-	-	-	1632	3350	5600	-		
				1650	3382	5680	2240		
				1657	3750	6000	2360		
				1682	4000	6300	-		
				1700	4250	6340	2500		
				1707	4500	6700	-		
				1732	-	7500	2800		
						8000	3150		

Section dimensions in millimetres. Italic type denotes not held in stock at all locations. Bold type denotes standard sizes in ISO 4184.

Metric designations show pitch length in mm. Imperial designations show 'effective' length in 1/10 inches

Note: The ISO 4184 standard now refers to 'datum' lengths, which are essentially the same as 'pitch' lengths.

Fenner CRE PLUS® & Quattro PLUS® CRE Wedge Belts



Section 2

ISO 4184 – DIN 7753 – BS 3790

Fenner cogged raw edge wedge belts are precision built **FA** for excellent length matching. They are manufactured from high quality polymer and textile materials for superior heat and oil resistance.

All Fenner CRE PLUS and Quattro PLUS cogged raw edge wedge belts are static conductive to the **ISO 1813** standard and conform to the anti-static specifications of the American Petroleum Institute (API) for similar belts. They will not ignite under severe slip/stall conditions, subject to maximum surface temperature limitations.

Belt Designation		Belt Designation		Belt Designation		Belt Designation	
XPZ	QXPZ	XPA	QXPA	XPB	QXPB	XPC	QXPC
630	630	800	800	1250	1250	2000	2000
670	670	850	850	1260		2120	2120
710	710	900	900	1320	1320	2240	2240
750	750	925		1340		2360	2360
760		950	950	1400	1400	2500	2500
800	800	1000	1000	1410		2650	2650
850	850		1030	1500	1500	2800	2800
900	900	1060	1060	1600	1600	3000	3000
937		1090		1700	1700	3150	3150
940		1120	1120	1800	1800	3350	3350
950	950	1180	1180	1900	1900	3550	3550
1000	1000	1207		2000	2000	3750	3750
1010		1250	1250	2020		4000	4000
1060	1060	1280		2120	2120	4060	4060
1077		1320	1320	2150		4250	4250
1080		1382		2240	2240	4310	4310
1120	1120	1400	1400	2280		4500	4500
1137		1450	1450	2360	2360	4750	4750
1140		1500	1500	2410		5000	5000
	1150	1532		2500	2500		
1180	1180	1550	1550	2530			
1200		1600	1600	2650	2650		
	1220	1650	1650	2680			
1250	1250	1700	1700	2800	2800		
1270		1750	1750	2840			
	1287	1800	1800	3000	3000		
1320	1320	1850	1850	3150	3150		
1337		1900	1900	3350	3350		
1340		1950	1950	3550	3550		
1360		2000	2000	3750			
1400	1400	2060	2060	4000	4000		
1420		2120	2120	4060			
	1450	2240	2240	4250			
1462		2360	2360	4310			
1470		2430		4500			
1500	1500	2500	2500				
1520		2650	2650				
	1537	2800	2800				
	1550	3000	3000				
1560		3150	3150				
1587		3350					
1600	1600	3550	3550				
1650			4000				
1700	1700						
1800	1800						
1850							
1900	1900						
2000	2000						
2040							
2120	2120						
2160							
2240	2240						
2280							
2360							
2410							
2500	2500						
2540							
2650							
2690							
2800	2800						
2840							
3000							
3150	3150						
3350							
3550	3550						

DATA FOR ALL WEDGE BELTS

Metric belt designation denotes pitch length in mm.			
SPZ:	Lo = Lp + 13mm		
SPA:	Lo = Lp + 18mm		
SPB:	Lo = Lp + 22mm		
SPC:	Lo = Lp + 30mm		
	Lp = Pitch length		
	Lo = Outside length		
PITCH LENGTH Lp = Li + mm (Inside length)			
BELT SECTION	WRAPPED BELT	CRE BELT	QUATTRO PLUS
SPZ	37	38	30
SPA	45	44	40
SPB	60	58	60
SPC	90	-	80
8V	120	-	-
MASS PER UNIT LENGTH kg/m			
BELT SECTION	WRAPPED BELT	CRE BELT	QUATTRO PLUS
SPZ	0.07	0.06	0.07
SPA	0.12	0.11	0.12
SPB	0.19	0.18	0.19
SPC	0.32	—	0.36
8V	0.54	—	—

PRODUCT CODES

8 digit for standard wedge belt.
 Digits 1 to 3:
 Product Group 260 Power Plus
 267 CRE Plus
 269 Quattro Plus
 Digit 4:
 Section Letter (SP, XP, QXP) Z, A, B, C
 D (8V).
 Digits 5 to 8:
 Length 0 then first 3 of 4-figure lengths or, first 4 of 5-figure lengths.
 E.g.: Power Plus SPB 2800 is coded 260B0280.
 Quattro plus QXPZ 1250 is coded 269Z0125

WORKING TEMPERATURES

Fenner Power Plus and CRE Plus wedge belts perform satisfactorily within the temperature range -40 to 70°C.
 Quattro Plus temperature range -40 to 80°C

Metric designations are 'pitch' lengths in mm. Imperial belt designation denotes approximate 'effective' length in tenths of an inch in accordance with RMA standards.

Note: The ISO 4184 standard now refers to 'datum' lengths, which are essentially the same as 'pitch' lengths.

For similar cross sections, other designations include
 SPZ, Alpha, 3V & 9N
 SPB, Beta, 5V & 15N
 8V, Delta, & 25N

SPZ, SPA, SPB & SPC belt designations shown in heavier type identify standard sizes in ISO 4184.

Belt lengths in italic type are available but not ex stock in all locations.

Consult your local Authorised Distributor for non-listed belt lengths.

CRE PLUS
Quattro PLUS

FRICION BELT DRIVES

(a) Speed Ratio

Calculate Speed Ratio by dividing the rev/min of the faster shaft by the rev/min of the slower shaft.

(b) Service Factor

From Table 3 (page 39), select the Service Factor which is applicable to the drive. If the drive is speed increasing, an additional factor may be required – refer to top of Table 3.

(c) Design Power

Multiply the normal running power or prime mover power by the Service Factor. This gives the Design Power which is used as the basis for selecting the drive.

(d) Belt Section & Type

Refer to Table 2 (opposite) and trace to the right along the horizontal axis to the rev/min of the faster shaft. Trace upwards along the vertical axis to the Design Power. Choose the belt section and type represented by the area in which the point of intersection falls.

(e) Minimum Pulley Diameter

Refer to Table 1 (below) and select the minimum recommended pulley, using the Design Power from step (c) and the faster shaft speed. This is a guide to the minimum pulley pitch diameter capable of transmitting the design power at the given speed, without generating excessive bearing loads.

(f) Pulley Pitch Diameters

Refer to the drive selection tables on pages 40 to 51 and for the belt section chosen read down the speed ratio column to the value nearest the calculated speed ratio. Use the Minimum Pulley Diameter from step (e) as a guide to the small pulley selection.

(g) Belt Length, Centre Distance and Correction Factor

The drive tables list ISO belt lengths.

Along the same line as the chosen Speed Ratio read across the table to find a suitable Centre Distance. The required Belt Length is given at the head of the column.

Note the Correction Factor by following the colour band in which the chosen centre distance falls, to the top of the table.

If the Centre Distance is not specified consider a drive with a centre distance approximately equal to the sum of the pulley pitch diameters.

When non-standard pulleys or belts are used the Centre Distance and Belt Length can be calculated using the formulae given on page iii of the technical information section. Interpolate from the tables for the Correction Factor.

(h) Basic Power per Belt

Refer to the power rating tables (pages 52 to 59) for the section and type of wedge belt chosen. In the left-hand column locate rev/min of the faster shaft, i.e. the one with the small pulley. Read across to the column headed by the pitch diameter of the small pulley and note the rated power.

For CRE Plus belts refer to page 54 for power ratings.

Note that Fenner pulleys are designed for belt speeds up to 40 m/s. If using non-Fenner pulleys seek manufacturer's approval at high speeds.

N.B. The powers listed in the columns headed by the motor speeds in the Drive Tables (pages 40 to 51) give the power per belt including Speed Ratio Increment, step (j), for Power Plus wedge belts.

These powers require correcting for belt length and arc of contact correction factor (g) and should be used in conjunction with the appropriate Service Factor.

(j) Speed Ratio Power Increment

From the power rating tables (pages 52 to 59) note the additional power per belt for the Speed Ratio being used.

This value is the same for all types of belt of a given section.

(k) Corrected Power per Belt

Add the Speed Ratio Power increment (j) to the Basic Power per Belt (h) and multiply by the Correction Factor from step (g).

(l) Number of Belts required

Divide the Design Power from step (c) by the Corrected Power per Belt (k). The result gives the number of belts required. If the answer contains a fraction use the next whole number.

(m) Bore sizes

Check that the pulleys will fit shafts by referring to the pulley dimension tables (pages 60 to 67).

TABLE 2

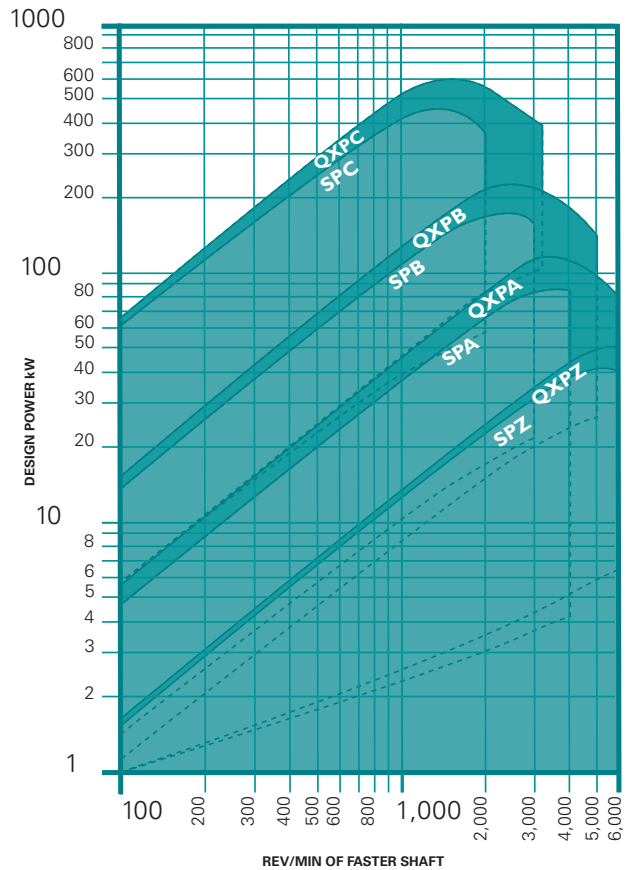


TABLE 1

Speed of faster shaft rev/min	*Minimum Pulley Diameter (mm)																			
	Design Power (kW)																			
	up to 1	3.0	4.0	5.0	7.5	10	15	20	25	30	40	50	60	75	90	110	130	150	200	250
500	56	90	100	112	125	140	180	200	212	236	250	280	280	315	375	400	450	475	500	560
600	56	85	90	100	112	125	140	180	200	212	224	250	265	280	300	335	375	400	475	500
720	56	80	85	90	100	106	132	150	160	170	200	236	250	265	280	300	335	375	450	500
960	56	75	80	85	95	100	112	132	150	180	180	200	224	250	280	280	300	335	400	450
1200	56	71	80	80	95	95	106	118	132	150	160	180	200	236	236	250	265	300	335	355
1440	56	63	75	80	85	85	100	112	125	140	160	170	190	212	236	236	250	280	315	335
1800	56	63	71	75	80	85	95	106	112	125	150	160	170	190	212	224	236	265	300	335
2880	56	60	67	67	80	80	85	90	100	112	125	140	160	170	180	212	224	236	-	-

* This table is intended as a guide to selection only. Bearing loads should be carefully considered when using small pulleys on electric motors. This is particularly important when using the small pulleys allowable with CRE Plus or Quattro Plus belts.

Wedge Belt Drives Selection



EXAMPLE

Design a wedge belt drive from a 50 kW 6 cylinder diesel engine which runs at 1050 rev/min to a reciprocating compressor running at 660 rev/min. The centre distance is to be approximately 1600 mm and the duty is 24 hours/day. The engine shaft is 70 mm diameter and the compressor shaft 80 mm diameter.

(a) Speed Ratio

$$\text{Speed ratio} = \frac{1050}{660} = 1.59:1$$

(b) Service Factor

From Table 3 the service factor is 1.4.

(c) Design Power

$$= 50 \times 1.4 = 70 \text{ kW}$$

(d) Belt Section

By referring to Table 2 (opposite) the intersection of design power and the speed of the faster shaft indicates SPB or QXPB section.

(e) Minimum Pulley

From Table 1 (page 38) the minimum recommended pulley is approximately 250 mm.

(f) Pulley Pitch Diameters

By referring to the centre distance tables relating to SPB section belts on page 47 the selection is a driving pulley of 315 mm pitch diameter and a driven pulley of 500 mm pitch diameter.

(g) Belt Length, Centre Distance and Correction Factor

Reading across the table, the nearest centre distance to the 1600 mm required is 1607 mm. The belt length at the head of the column is 4500. By following the colour shading to the top of the table, a correction factor of 1.05 is noted.

(h) Basic Power per Belt

From the power rating table (pages 52 & 59) by interpolation the rated power/belt for a 315 mm pitch diameter pulley at 1050 rev/min is 18.67 kW for Power Plus SPB (22.37 for Quattro Plus QXPB)

(j) Speed Ratio Power Increment

The power increment (by interpolation) for a speed ratio of 1.59 at 1050 rev/min is 0.77 kW. (pages 56)

(k) Corrected Power per Belt

$$= (18.67 + 0.77) \times 1.05$$

$$= 20.41 \text{ kW per belt. (24.3 for QXPB)}$$

(l) Number of Belts required

$$= \frac{70}{20.41} = 3.43 \text{ i.e use 4 SPB Power Plus wedge belts.}$$

or

$$= \frac{70}{24.3} = 2.88 \text{ i.e use 3 QXPB Quattro Plus belts.}$$

(m) Bore Sizes

From pulley dimension tables, a 315mm x 4 SPB has a bush size 3525 with 100 mm max. bore (315 mm x 3 SPB has a bush size 3020 with 75 mm max. bore).

Either will fit the 70 mm dia. engine shaft.

500 mm x 3 or 4 SPB pulleys, both of which have a bush size 3525, will fit the 80 mm dia. compressor shaft.

DRIVE SPECIFICATION

	Power Plus SPB	Quattro Plus QXPB
Engine pulley	315 x 4SPB	315 x 3 SPB
Taper Lock bush	3525/70 mm	3020/70mm
Compressor pulley	500 x 4SPB	500 x 3SPB
Taper Lock bush	3525/80 mm	3525/80mm

4 x SPB 4500 wedge belts give 1607 mm centres.

3 x QXPB 4500 wedge belts give 1607 mm centres.

TABLE 3: SERVICE FACTORS

SPEED INCREASE RATIO		TYPES OF PRIME MOVER					
		'Soft' starts			'Heavy' starts		
For speed increasing drives of: Speed ratio 1.00 – 1.24 multiply service factor by 1.00 Speed ratio 1.25 – 1.74 multiply service factor by 1.05 Speed ratio 1.75 – 2.49 multiply service factor by 1.11 Speed ratio 2.50 – 3.49 multiply service factor by 1.18 Speed ratio 3.50 and over multiply service factor by 1.25		Electric motors: AC – Star Delta start DC – Shunt wound Internal combustion engines with 4 or more cylinders Prime movers fitted with centrifugal clutches, dry or fluid couplings or electronic soft start devices			Electric motors: AC – Direct-on-line start DC – Series & compound wound Internal combustion engines with less than 4 cylinders Prime movers not fitted with soft start devices		
		Hours per day duty					
	TYPES OF DRIVEN MACHINE	10 and under	Over 10 to 16	Over 16	10 and under	Over 10 to 16	Over 16
Class 1	Agitators (uniform density), blowers, exhausters and fans (up to 75 kW), centrifugal compressors and pumps. Belt conveyors (uniformly loaded).	1.0	1.1	1.2	1.1	1.2	1.3
Class 2	Agitators and mixers (variable density), blowers, exhausters and fans (over 75 kW). Rotary compressors and pumps (other than centrifugal). Belt conveyors (not uniformly loaded), generators and exciters, laundry machinery, lineshafts, machine tools, printing machinery, sawmill and woodworking machinery, screens (rotary).	1.1	1.2	1.3	1.2	1.3	1.4
Class 3	Brick machinery, bucket elevators, compressors and pumps (reciprocating), conveyors (heavy duty). Hoists, mills (hammer), pulverisers, punches, presses, shears, quarry plant, rubber machinery, screens (vibrating), textile machinery.	1.2	1.3	1.4	1.4	1.5	1.6
Class 4	Crushers (gyratory-jaw roll), mills (ball-rod-tube).	1.3	1.4	1.5	1.5	1.6	1.8

Centre Distance SPZ, XPZ & QXPZ Wedge Belt Drives

Combined Arc and Belt Length Correction Factor					0.80	0.85	0.90	0.95	1.00	1.05	1.10	1.15									
Speed Ratio	Pitch Diameter of Pulleys		Power per SPZ Belt (kW)		BELT LENGTH															Speed Ratio	
	Driver	Driven	1440 rev/min	2880 rev/min	630	710	800	900	1000	1120	1250	1400	1600	1800	2000	2240	2500	2800	SPZ & QXPZ ONLY		
																			3150	3550	
1.00	<i>56</i>	<i>56</i>	0.93	1.56	227	267	312	362	412	472	-	-	-	-	-	-	-	-	-	-	1.00
1.00	<i>60</i>	<i>60</i>	1.11	1.90	221	261	306	356	406	466	-	-	-	-	-	-	-	-	-	-	1.00
1.00	<i>63</i>	<i>63</i>	1.06	1.77	216	256	301	351	401	461	526	601	701	801	901	1021	1151	1301	1476	1676	1.00
1.00	<i>67</i>	<i>67</i>	1.24	2.11	210	250	295	345	395	455	520	595	695	795	895	1015	1145	1295	1470	1670	1.00
1.00	<i>71</i>	<i>71</i>	1.42	2.44	203	243	288	338	388	448	513	588	688	788	888	1008	1138	1288	1463	1663	1.00
1.00	<i>75</i>	<i>75</i>	1.60	2.77	197	237	282	332	382	442	507	582	682	782	882	1002	1132	1282	1457	1657	1.00
1.00	<i>80</i>	<i>80</i>	1.82	3.18	189	229	274	324	374	434	499	574	674	774	874	994	1124	1274	1449	1649	1.00
1.00	<i>85</i>	<i>85</i>	2.04	3.58	181	221	266	316	366	426	491	566	666	766	866	986	1116	1266	1441	1641	1.00
1.00	<i>90</i>	<i>90</i>	2.26	3.98	174	214	259	309	359	419	484	559	659	759	859	979	1109	1259	1434	1634	1.00
1.00	<i>95</i>	<i>95</i>	2.48	4.38	166	206	251	301	351	411	476	551	651	751	851	971	1101	1251	1426	1626	1.00
1.00	<i>100</i>	<i>100</i>	2.70	4.77	158	198	243	293	343	403	458	543	643	743	843	963	1093	1243	1418	1618	1.00
1.00	<i>112</i>	<i>112</i>	3.22	5.69	139	179	224	274	324	384	449	524	624	724	824	944	1074	1224	1399	1599	1.00
1.00	<i>125</i>	<i>125</i>	3.77	6.65	-	159	204	254	304	364	429	504	604	704	804	924	1054	1204	1379	1579	1.00
1.00	<i>140</i>	<i>140</i>	4.40	7.72	-	-	180	230	280	340	405	480	580	680	780	900	1030	1180	1355	1555	1.00
1.05	<i>60</i>	<i>63</i>	1.14	1.94	218	258	303	353	403	463	-	-	-	-	-	-	-	-	-	-	1.05
1.05	<i>95</i>	<i>100</i>	2.50	4.42	162	202	247	297	347	407	472	547	647	747	847	967	1097	1247	1422	1622	1.05
1.06	<i>90</i>	<i>95</i>	2.31	4.09	170	210	255	305	355	415	480	555	655	755	855	975	1105	1255	1430	1630	1.06
1.06	<i>71</i>	<i>75</i>	1.47	2.54	200	240	285	335	385	445	510	585	685	785	885	1005	1135	1285	1460	1660	1.06
1.06	<i>85</i>	<i>90</i>	2.09	3.69	178	218	263	313	363	423	488	563	663	763	863	983	1113	1263	1438	1638	1.06
1.06	<i>67</i>	<i>71</i>	1.29	2.21	207	247	292	342	392	452	517	592	692	792	892	1012	1142	1292	1467	1667	1.06
1.06	<i>80</i>	<i>85</i>	1.87	3.28	185	225	270	320	370	430	495	570	670	770	870	990	1120	1270	1445	1645	1.06
1.06	<i>63</i>	<i>67</i>	1.11	1.88	213	253	298	348	398	458	523	598	698	798	898	1018	1148	1298	1473	1673	1.06
1.07	<i>75</i>	<i>80</i>	1.65	2.87	193	233	278	328	378	438	503	578	678	778	878	998	1128	1278	1453	1653	1.07
1.07	<i>56</i>	<i>60</i>	0.98	1.67	224	264	309	359	409	469	-	-	-	-	-	-	-	-	-	-	1.07
1.11	<i>90</i>	<i>100</i>	2.31	4.09	166	206	251	301	351	411	476	551	651	751	851	971	1101	1251	1426	1626	1.11
1.12	<i>112</i>	<i>125</i>	3.31	5.87	-	169	214	264	314	374	439	514	614	714	814	934	1064	1214	1389	1589	1.12
1.12	<i>60</i>	<i>67</i>	1.20	2.09	215	255	300	350	400	460	-	-	-	-	-	-	-	-	-	-	1.12
1.12	<i>85</i>	<i>95</i>	2.13	3.77	174	214	259	309	359	419	484	559	659	759	859	979	1109	1259	1434	1634	1.12
1.12	<i>67</i>	<i>75</i>	1.33	2.29	203	243	288	338	388	448	513	588	688	788	888	1008	1138	1288	1463	1663	1.12
1.12	<i>100</i>	<i>112</i>	2.79	4.95	148	188	233	283	333	393	458	533	633	733	833	953	1083	1233	1408	1608	1.12
1.12	<i>125</i>	<i>140</i>	3.86	6.84	-	-	192	242	292	352	417	492	592	692	792	912	1042	1192	1367	1567	1.12
1.13	<i>56</i>	<i>63</i>	1.02	1.74	222	262	307	357	407	467	-	-	-	-	-	-	-	-	-	-	1.13
1.13	<i>80</i>	<i>90</i>	1.91	3.36	181	221	266	316	366	426	491	566	666	766	866	986	1116	1266	1441	1641	1.13
1.13	<i>71</i>	<i>80</i>	1.51	2.62	196	236	281	331	381	441	506	581	681	781	881	1001	1131	1281	1456	1656	1.13
1.13	<i>63</i>	<i>71</i>	1.15	1.95	210	250	295	345	395	455	520	595	695	795	895	1015	1145	1295	1470	1670	1.13
1.13	<i>75</i>	<i>85</i>	1.69	2.95	189	229	274	324	374	434	499	574	674	774	874	994	1124	1274	1449	1649	1.13
1.14	<i>140</i>	<i>160</i>	4.49	7.91	-	-	214	264	314	374	439	514	614	714	814	934	1064	1214	1389	1589	1.14
1.18	<i>85</i>	<i>100</i>	2.13	3.77	170	210	255	305	355	415	480	555	655	755	855	975	1105	1255	1430	1630	1.18
1.18	<i>95</i>	<i>112</i>	2.57	4.56	152	192	237	287	337	397	462	537	637	737	837	957	1087	1237	1412	1612	1.18
1.18	<i>60</i>	<i>71</i>	1.24	2.15	212	252	297	347	397	457	-	-	-	-	-	-	-	-	-	-	1.18
1.19	<i>80</i>	<i>95</i>	1.95	3.43	177	217	262	312	362	422	487	563	663	763	863	983	1113	1263	1438	1638	1.19
1.19	<i>63</i>	<i>75</i>	1.18	2.02	207	247	292	342	392	452	517	592	692	792	892	1012	1142	1292	1467	1667	1.19
1.19	<i>67</i>	<i>80</i>	1.37	2.36	199	239	284	334	384	444	510	585	685	785	885	1005	1135	1285	1460	1660	1.19
1.20	<i>56</i>	<i>67</i>	1.06	1.81	218	258	303	353	403	463	-	-	-	-	-	-	-	-	-	-	1.20
1.20	<i>71</i>	<i>85</i>	1.54	2.69	192	232	277	327	377	437	502	577	677	777	877	997	1127	1277	1452	1652	1.20
1.20	<i>75</i>	<i>90</i>	1.72	3.02	185	225	270	320	370	430	495	570	670	770	870	990	1120	1270	1445	1645	1.20
1.24	<i>90</i>	<i>112</i>	2.39	4.23	156	196	241	291	341	401	466	541	641	741	841	961	1091	1241	1416	1616	1.24
1.25	<i>60</i>	<i>75</i>	1.24	2.15	209	249	294	344	394	454	-	-	-	-	-	-	-	-	-	-	1.25
1.25	<i>80</i>	<i>100</i>	1.95	3.43	173	213	258	308	358	418	484	559	659	759	859	979	1109	1259	1434	1634	1.25
1.25	<i>100</i>	<i>125</i>	2.82	5.02	138	178	223	273	323	383	448	523	623	723	823	943	1073	1223	1398	1598	1.25
1.25	<i>112</i>	<i>140</i>	3.34	5.94	-	156	202	252	302	362	427	502	602	702	802	922	1052	1202	1377	1577	1.25
1.27	<i>75</i>	<i>95</i>	1.75	3.07	181	221	266	316	366	426	491	566	666	766	866	986	1116	1266	1441	1641	1.27
1.27	<i>71</i>	<i>90</i>	1.57	2.74	188	228	273	323	373	433	498	573	673	773	873	994	1124	1274	1449	1649	1.27
1.27	<i>56</i>	<i>71</i>	1.08	1.86	215	255	300	350	400	460	-	-	-	-	-	-	-	-	-	-	1.27
1.27	<i>67</i>	<i>85</i>	1.39	2.41	195	235	280	330	381	441	506	581	681	781	881	1001	1131	1281	1456	1656	1.27
1.27	<i>63</i>	<i>80</i>	1.21	2.07	203	243	288	338	388	448	513	588	688	788	888	1008	1138	1288	1463	1663	1.27
1.28	<i>125</i>	<i>160</i>	3.92	6.96	-	-	175	225	276	336	401	476	576	676	776	896	1026	1176	1351	1551	1.28
1.29	<i>140</i>	<i>180</i>	4.55	8.03	-	-	-	198	248	308	373	448	548	648	748	868	998	1148	1324	1524	1.29
1.32	<i>95</i>	<i>125</i>	2.63	4.68	141	182	227	277	327	387	452	527	627	727	827	947	1077	1227	1402	1602	1.32
1.32	<i>85</i>	<i>112</i>	2.19	3.89	160	200	245	295	345	405	470	545	645	745	845	965	1095	1245	1420	1620	1.32
1.33	<i>60</i>	<i>80</i>	1.26	2.21	205	245	290	340	390	450	-	-	-	-	-	-	-	-	-	-	1.33
1.33	<i>75</i>	<i>100</i>	1.75	3.07	177	217	262	312	362	422	487	562	662	762	862	982	1112	1262	1438		

Centre Distance SPZ, XPZ & QXPZ Wedge Belt Drives



Combined Arc and Belt Length Correction Factor				0.80		0.85		0.90		0.95		1.00		1.05		1.10		1.15		Speed Ratio			
Speed Ratio	Pitch Diameter of Pulleys		Power per SPZ Belt (kW)		BELT LENGTH																SPZ & QXPZ ONLY		
	Driver	Driven	1440 rev/min	2880 rev/min	630	710	800	900	1000	1120	1250	1400	1600	1800	2000	2240	2500	2800	3150		3550		
1.43	140	200	4.57	8.08	-	-	-	-	231	291	357	432	532	632	732	852	983	1133	1308	1508	1.43		
1.44	125	180	3.95	7.01	-	-	-	209	259	319	384	460	560	660	760	880	1010	1160	1335	1535	1.44		
1.47	85	125	2.22	3.94	149	189	234	284	334	395	460	535	635	735	835	955	1085	1235	1410	1610	1.47		
1.47	95	140	2.66	4.73	-	169	214	264	315	375	440	515	615	715	815	935	1065	1215	1390	1590	1.47		
1.49	67	100	1.42	2.46	183	223	268	318	368	429	494	569	669	769	869	969	1119	1269	1444	1644	1.49		
1.49	75	112	1.78	3.13	167	207	252	303	353	413	478	553	653	753	853	973	1103	1253	1428	1628	1.49		
1.50	60	90	1.29	2.26	197	237	282	332	382	442	-	-	-	-	-	-	-	-	-	-	1.50		
1.51	63	95	1.24	2.13	190	230	275	326	376	436	501	576	676	776	876	996	1126	1276	1451	1651	1.51		
1.52	56	85	1.11	1.92	204	244	289	339	389	449	-	-	-	-	-	-	-	-	-	-	1.52		
1.56	90	140	2.44	4.34	-	173	218	268	318	379	444	519	619	719	819	939	1069	1219	1394	1594	1.56		
1.56	80	125	2.00	3.53	152	193	238	288	338	398	463	539	639	739	839	959	1089	1239	1414	1614	1.56		
1.58	71	112	1.62	2.84	170	210	255	306	356	416	481	556	656	756	856	976	1106	1256	1431	1631	1.58		
1.58	60	95	1.31	2.30	192	233	278	328	378	438	-	-	-	-	-	-	-	-	-	-	1.58		
1.59	63	100	1.26	2.17	186	226	271	321	372	432	497	572	672	772	872	992	1122	1272	1447	1647	1.59		
1.60	100	160	2.90	5.17	-	-	193	244	294	355	420	495	595	695	795	915	1045	1195	1370	1571	1.60		
1.60	125	200	3.97	7.05	-	-	-	191	242	302	368	443	543	644	744	864	994	1144	1319	1519	1.60		
1.61	56	90	1.13	1.96	200	240	285	335	385	445	-	-	-	-	-	-	-	-	-	-	1.61		
1.61	112	180	3.42	6.09	-	-	167	218	269	329	394	469	570	670	770	890	1020	1170	1345	1545	1.61		
1.65	85	140	2.24	3.98	135	176	222	272	322	382	447	523	623	723	823	943	1073	1223	1398	1598	1.65		
1.67	60	100	1.31	2.30	188	228	274	324	374	434	-	-	-	-	-	-	-	-	-	-	1.67		
1.67	75	125	1.80	3.17	156	196	242	292	342	402	467	542	642	742	843	963	1093	1243	1418	1618	1.67		
1.67	67	112	1.44	2.51	173	213	258	309	359	419	484	559	659	759	859	979	1109	1259	1434	1634	1.67		
1.68	95	160	2.68	4.78	-	151	197	248	298	358	423	499	599	699	799	919	1049	1199	1374	1574	1.68		
1.70	56	95	1.13	1.96	195	236	281	331	381	441	-	-	-	-	-	-	-	-	-	-	1.70		
1.75	80	140	2.02	3.58	139	180	225	276	326	386	451	526	626	727	827	947	1077	1227	1402	1602	1.75		
1.76	71	125	1.62	2.84	159	199	245	295	345	405	470	545	645	746	846	966	1096	1246	1421	1621	1.76		
1.78	63	112	1.26	2.17	176	216	261	312	362	422	487	562	662	762	862	982	1112	1262	1437	1637	1.78		
1.78	90	160	2.46	4.38	-	155	201	251	302	362	427	502	603	703	803	923	1053	1203	1378	1578	1.78		
1.79	56	100	1.13	1.96	191	231	277	327	377	437	-	-	-	-	-	-	-	-	-	-	1.79		
1.79	112	200	3.42	6.09	-	-	-	200	251	312	377	453	563	663	764	874	1004	1154	1329	1529	1.79		
1.79	140	250	4.60	8.12	-	-	-	-	248	314	390	491	591	692	812	942	1092	1268	1468	1668	1.79		
1.80	100	180	2.90	5.17	-	-	176	227	277	338	403	478	579	679	779	899	1029	1179	1354	1555	1.80		
1.87	67	125	1.44	2.51	162	202	248	298	348	408	473	548	649	749	849	969	1099	1249	1424	1624	1.87		
1.87	60	112	1.31	2.30	178	218	264	314	364	424	-	-	-	-	-	-	-	-	-	-	1.87		
1.87	75	140	1.80	3.17	142	183	229	279	330	390	455	530	630	730	831	951	1081	1231	1406	1606	1.87		
1.88	85	160	2.24	3.98	-	158	204	255	305	366	431	506	606	707	807	927	1057	1207	1382	1582	1.88		
1.89	95	180	2.68	4.78	-	-	179	230	281	341	407	482	582	683	783	903	1033	1183	1358	1558	1.89		
1.97	71	140	1.64	2.88	145	186	232	282	332	393	458	533	633	733	834	954	1084	1234	1409	1609	1.97		
1.98	63	125	1.28	2.21	164	205	250	301	351	411	476	551	652	752	852	972	1102	1252	1427	1627	1.98		
2.00	56	112	1.15	2.00	181	221	267	317	367	427	-	-	-	-	-	-	-	-	-	-	2.00		
2.00	80	160	2.04	3.61	-	162	208	258	309	369	435	510	610	710	811	931	1061	1211	1386	1586	2.00		
2.00	90	180	2.48	4.42	-	-	182	234	284	345	410	486	586	686	787	907	1037	1187	1362	1562	2.00		
2.00	100	200	2.92	5.20	-	-	-	208	260	320	386	462	562	662	763	883	1013	1163	1338	1539	2.00		
2.00	125	250	3.99	7.09	-	-	-	-	258	324	401	502	602	703	823	953	1104	1279	1479	1679	2.00		
2.08	60	125	1.33	2.34	167	207	253	303	353	413	-	-	-	-	-	-	-	-	-	-	2.08		
2.09	67	140	1.46	2.54	148	189	235	285	335	396	461	536	636	737	837	957	1087	1237	1412	1612	2.09		
2.11	95	200	2.70	4.81	-	-	-	212	263	324	390	465	566	666	767	887	1017	1167	1342	1542	2.11		
2.12	85	180	2.26	4.02	-	-	186	237	288	349	414	490	590	690	790	910	1040	1190	1366	1566	2.12		
2.13	75	160	1.82	3.21	-	165	211	262	313	373	438	514	614	714	814	934	1065	1215	1390	1590	2.13		
2.22	63	140	1.28	2.21	151	192	237	288	338	399	464	539	639	740	840	960	1090	1240	1415	1615	2.22		
2.22	90	200	2.48	4.42	-	-	-	215	267	328	393	469	570	670	770	891	1021	1171	1346	1546	2.22		
2.23	56	125	1.15	2.00	169	210	256	306	356	416	-	-	-	-	-	-	-	-	-	-	2.23		
2.23	112	250	3.43	6.12	-	-	-	204	267	334	410	511	612	712	833	963	1114	1289	1489	1689	2.23		
2.25	80	180	2.04	3.61	-	-	189	241	292	352	418	493	594	694	794	914	1045	1195	1370	1570	2.25		
2.25	140	315	4.61	8.16	-	-	-	-	-	252	331	434	535	637	758	888	1039	1214	1415	1615	2.25		
2.25	71	160	1.64	2.88	-	168	214	265	315	376	441	517	617	717	817	938	1068	1218	1393	1593	2.25		
2.33	60	140	1.33	2.34	153	194	240	290	341	401	-	-	-	-	-	-	-	-	-	-	2.33		
2.35	85	200	2.26	4.02	-	-	166	219	270	331	397	473	573	674	774	894	1025	1175	1350	1550	2.35		
2.39	67	160	1.46	2.54	-	170	217	268	318	379	444	520	620	720	820	941	1071	1221	1396	1596	2.39		
2.40	75	180	1.82	3.21	-	-	193	244	295	356	421	497	597	698	798	918	1048	1199	1374	1574	2.40		
2.50	56	140	1.15	2.00	155	197	242	293	343	404	-	-	-	-	-	-	-	-	-	-	2.50		
2.50	80	200	2.04	3.61	-	-	169	222	274	335	401	476	577	677	778	898	1028	1179	1354	1554	2.50		
2.50	100	250	2.92	5.20	-	-	-	212	275	342	418	520	621	721	842	972	1123	1298	1498	1698	2.50		
2.52	125																						

Combined Arc and Belt Length Correction Factor					0.75	0.80	0.85	0.90	0.95	1.00	1.05	1.10	1.15								
Speed Ratio	Pitch Diameter of Pulleys		Power per SPZ Belt (kW)		BELT LENGTH															Speed Ratio	
	Driver	Driven	1440 rev/min	2880 rev/min	SPZ & QXPZ ONLY																
					630	710	800	900	1000	1120	1250	1400	1600	1800	2000	2240	2500	2800	3150	3550	
2.86	140	400	4.61	8.16	-	-	-	-	-	-	-	352	457	561	684	816	967	1143	1345	2.86	
2.94	85	250	2.26	4.02	-	-	-	-	222	285	352	429	530	632	732	853	983	1134	1309	1510	2.94
2.99	67	200	1.46	2.54	-	-	178	231	282	344	410	486	587	687	787	908	1038	1188	1364	1564	2.99
3.00	60	180	1.33	2.34	-	<i>155</i>	<i>203</i>	<i>254</i>	<i>306</i>	<i>367</i>	-	-	-	-	-	-	-	-	-	-	3.00
3.13	80	250	2.04	3.61	-	-	-	-	225	288	356	432	534	635	736	857	987	1138	1313	1513	3.13
3.15	100	315	2.92	5.20	-	-	-	-	-	278	358	462	564	665	787	918	1069	1244	1445	3.15	
3.17	63	200	1.28	2.21	-	-	180	233	285	347	413	489	589	690	790	911	1041	1191	1367	1567	3.17
3.20	125	400	3.99	7.09	-	-	-	-	-	-	-	362	467	571	694	826	978	1154	1356	3.20	
3.21	56	180	1.15	2.00	-	<i>157</i>	<i>205</i>	<i>257</i>	<i>308</i>	<i>369</i>	-	-	-	-	-	-	-	-	-	-	3.21
3.32	95	315	2.70	4.81	-	-	-	-	-	281	361	465	567	669	790	921	1072	1248	1449	3.32	
3.33	60	200	1.33	2.34	-	-	182	235	287	349	-	-	-	-	-	-	-	-	-	-	3.33
3.33	75	250	1.82	3.21	-	-	-	-	228	292	359	436	538	639	740	860	991	1141	1317	1517	3.33
3.50	90	315	2.49	4.44	-	-	-	-	-	285	365	468	571	673	794	925	1076	1252	1453	3.50	
3.52	71	250	1.65	2.90	-	-	-	-	231	294	362	439	540	642	742	863	994	1144	1320	1520	3.52
3.57	56	200	1.16	2.02	-	-	185	238	290	352	-	-	-	-	-	-	-	-	-	-	3.57
3.57	112	400	3.45	6.15	-	-	-	-	-	-	-	370	476	580	703	835	987	1164	1365	3.57	
3.71	85	315	2.27	4.04	-	-	-	-	-	288	368	472	574	676	798	929	1080	1256	1456	3.71	
3.73	67	250	1.47	2.57	-	-	-	233	297	365	442	543	645	745	866	997	1147	1323	1523	3.73	
3.94	80	315	2.05	3.64	-	-	-	-	218	291	371	475	578	680	801	932	1083	1259	1460	3.94	
3.97	63	250	1.29	2.23	-	-	180	236	300	367	444	546	647	748	869	1000	1150	1326	1526	3.97	
4.00	100	400	2.93	5.23	-	-	-	-	-	-	-	377	484	588	711	844	996	1173	1374	4.00	
4.17	60	250	1.34	2.36	-	-	182	238	302	-	-	-	-	-	-	-	-	-	-	-	4.17
4.20	75	315	1.83	3.23	-	-	-	-	221	294	374	479	581	683	805	936	1087	1263	1464	4.20	
4.21	95	400	2.71	4.84	-	-	-	-	-	268	381	487	592	715	848	1000	1176	1378	4.21		
4.44	71	315	1.65	2.90	-	-	-	-	224	297	377	481	584	686	808	939	1090	1266	1467	4.44	
4.44	90	400	2.49	4.44	-	-	-	-	-	271	384	491	595	718	851	1003	1180	1381	4.44		
4.46	56	250	1.16	2.02	-	-	184	240	304	-	-	-	-	-	-	-	-	-	-	-	4.46
4.70	67	315	1.47	2.57	-	-	-	-	226	299	380	484	587	689	810	942	1093	1269	1470	4.70	
4.71	85	400	2.27	4.04	-	-	-	-	-	274	387	494	598	722	855	1007	1184	1385	4.71		
5.00	63	315	1.29	2.23	-	-	-	-	228	302	382	487	590	692	813	945	1096	1272	1473	5.00	
5.00	80	400	2.05	3.64	-	-	-	-	-	277	390	497	602	725	858	1010	1187	1389	5.00		
5.33	75	400	1.83	3.23	-	-	-	-	-	280	393	501	605	729	862	1014	1191	1392	5.33		
5.63	71	400	1.65	2.90	-	-	-	-	-	282	396	503	608	732	864	1017	1194	1395	5.63		
5.97	67	400	1.47	2.57	-	-	-	-	-	284	398	506	611	734	867	1020	1197	1398	5.97		

Pitch diameters in italic type indicates drives where the use of CRE Plus or Quattro Plus belts are recommended. The above drives are based on the ISO belt length designations, other belt lengths and pulley combinations are available - consult your local Authorised Distributor. All dimensions in millimetres.

Fenner® Quattro PLUS

Premium CRE Belt

State-of-the-art, high efficiency drive belt engineering.

- Transmits four times the power of original V belts
- Allows a more compact drive envelope
- Precision built, eliminating the need for matching
- Superior anti-static, heat and oil resistance
- Ideal problem solving belt
- High efficiency for low running costs



www.fptgroup.com

Centre Distance SPA, XPA, QXPA Wedge Belt Drives



Combined Arc and Belt Length Correction Factor					0.80			0.85			0.90			0.95			1.00			1.05			1.10			Speed Ratio	
Speed Ratio	Pitch Diameter of Pulleys		Power per SPA Belt (kW)		BELT LENGTH																		SPA, QXPA ONLY				SPA ONLY
	Driver	Driven	1440 rev/min	2880 rev/min	800	900	1000	1120	1250	1400	1600	1800	2000	2240	2500	2800	3150	3550	4000	4500	Speed Ratio						
1.00	<i>80</i>	<i>80</i>	2.04	3.29	274	324	374	434	499	574	674	774	874	974	1074	1174	1274	1374	1474	1574	1674	1774	1874	1.00			
1.00	<i>85</i>	<i>85</i>	2.43	4.00	266	316	366	426	491	566	666	766	866	966	1066	1166	1266	1366	1466	1566	1666	1766	1866	1.00			
1.00	<i>90</i>	<i>90</i>	2.29	3.65	259	309	359	419	484	559	659	759	859	959	1059	1159	1259	1359	1459	1559	1659	1759	1859	1.00			
1.00	<i>95</i>	<i>95</i>	2.68	4.35	251	301	351	411	476	551	651	751	851	951	1051	1151	1251	1351	1451	1551	1651	1751	1851	1.00			
1.00	<i>100</i>	<i>100</i>	3.06	5.04	243	293	343	403	468	543	643	743	843	943	1043	1143	1243	1343	1443	1543	1643	1743	1843	1.00			
1.00	<i>106</i>	<i>106</i>	3.52	5.85	233	283	333	393	458	533	633	733	833	933	1033	1133	1233	1333	1433	1533	1633	1733	1833	1.00			
1.00	<i>112</i>	<i>112</i>	3.98	6.66	224	274	324	384	449	524	624	724	824	924	1024	1124	1224	1324	1424	1524	1624	1724	1824	1.00			
1.00	<i>118</i>	<i>118</i>	4.43	7.45	215	265	315	375	440	515	615	715	815	915	1015	1115	1215	1315	1415	1515	1615	1715	1815	1.00			
1.00	<i>125</i>	<i>125</i>	4.95	8.36	204	254	304	364	429	504	604	704	804	924	1054	1204	1379	1579	1804	2054	2304	2554	2804	1.00			
1.00	<i>132</i>	<i>132</i>	5.47	9.26	193	243	293	353	418	493	593	693	793	913	1043	1193	1368	1568	1793	2043	2303	2573	2853	1.00			
1.00	<i>140</i>	<i>140</i>	6.06	10.25	180	230	280	340	405	480	580	680	780	900	1030	1180	1355	1555	1780	2030	2300	2580	2870	1.00			
1.00	<i>150</i>	<i>150</i>	6.79	11.47	-	214	264	324	389	464	564	664	764	884	1014	1164	1339	1539	1764	2014	2304	2604	2924	1.00			
1.00	<i>160</i>	<i>160</i>	7.51	12.65	-	199	249	309	374	449	549	649	749	869	999	1149	1324	1524	1749	1999	2309	2629	2979	1.00			
1.00	<i>180</i>	<i>180</i>	8.93	14.89	-	-	217	277	342	417	517	617	717	837	967	1117	1292	1492	1717	1967	2277	2627	3007	1.00			
1.00	<i>200</i>	<i>200</i>	10.31	16.95	-	-	-	246	311	386	486	586	686	806	936	1086	1261	1461	1686	1936	2266	2636	3026	1.00			
1.05	<i>95</i>	<i>100</i>	2.73	4.45	247	297	347	407	472	547	647	747	847	967	1097	1247	1422	1622	1847	2097	2367	2657	2967	1.05			
1.05	<i>112</i>	<i>118</i>	4.03	6.76	219	269	319	379	444	519	619	719	819	939	1069	1219	1394	1594	1819	2069	2339	2629	2939	1.05			
1.06	<i>90</i>	<i>95</i>	2.43	3.92	255	305	355	415	480	555	655	755	855	975	1105	1255	1430	1630	1855	2105	2385	2685	3005	1.06			
1.06	<i>125</i>	<i>132</i>	5.09	8.63	198	248	298	358	423	498	598	698	798	918	1048	1198	1373	1573	1798	2048	2318	2608	2918	1.06			
1.06	<i>106</i>	<i>112</i>	3.66	6.13	229	279	329	389	454	529	629	729	829	949	1079	1229	1404	1604	1829	2079	2359	2659	2979	1.06			
1.06	<i>85</i>	<i>90</i>	2.57	4.27	263	313	363	423	488	563	663	763	863	963	1063	1163	1263	1363	1463	1563	1663	1763	1863	1.06			
1.06	<i>118</i>	<i>125</i>	4.56	7.72	209	259	309	369	434	509	609	709	809	929	1059	1209	1384	1584	1809	2059	2329	2619	2929	1.06			
1.06	<i>100</i>	<i>106</i>	3.20	5.31	238	288	338	398	463	538	638	738	838	958	1088	1238	1413	1613	1838	2088	2378	2678	2998	1.06			
1.06	<i>132</i>	<i>140</i>	5.60	9.53	186	236	286	346	411	486	586	686	786	906	1036	1186	1361	1561	1786	2036	2326	2626	2946	1.06			
1.06	<i>80</i>	<i>85</i>	2.18	3.56	270	320	370	430	495	570	670	770	870	970	1070	1170	1270	1370	1470	1570	1670	1770	1870	1.06			
1.07	<i>150</i>	<i>160</i>	6.92	11.74	-	206	256	316	381	456	556	656	756	876	1007	1157	1332	1532	1757	2007	2307	2627	2967	1.07			
1.07	<i>140</i>	<i>150</i>	6.19	10.53	172	222	272	332	397	472	572	672	772	892	1022	1172	1347	1547	1772	2022	2322	2632	2952	1.07			
1.11	<i>90</i>	<i>100</i>	2.43	3.92	251	301	351	411	476	551	651	751	851	971	1101	1251	1426	1626	1851	2101	2371	2661	2971	1.11			
1.11	<i>180</i>	<i>200</i>	9.06	15.17	-	-	261	326	401	501	601	701	801	921	1051	1197	1372	1572	1797	2047	2317	2607	2917	1.11			
1.11	<i>106</i>	<i>118</i>	3.66	6.13	224	274	324	384	449	524	624	724	824	944	1074	1224	1399	1599	1824	2074	2354	2654	2974	1.11			
1.12	<i>95</i>	<i>106</i>	2.92	4.82	242	292	342	402	467	542	642	742	842	962	1092	1242	1417	1617	1842	2092	2382	2682	2992	1.12			
1.12	<i>112</i>	<i>125</i>	4.21	7.13	214	264	314	374	439	514	614	714	814	934	1064	1214	1389	1589	1814	2064	2334	2624	2934	1.12			
1.12	<i>85</i>	<i>95</i>	2.67	4.47	259	309	359	419	484	559	659	759	859	979	1109	1259	1434	1634	1859	2109	2379	2669	2979	1.12			
1.12	<i>118</i>	<i>132</i>	4.66	7.93	204	254	304	364	429	504	604	704	804	924	1054	1204	1379	1579	1804	2054	2324	2614	2924	1.12			
1.12	<i>100</i>	<i>112</i>	3.30	5.51	233	283	333	393	458	533	633	733	833	953	1083	1233	1408	1608	1833	2083	2373	2673	2993	1.12			
1.12	<i>125</i>	<i>140</i>	5.19	8.84	192	242	292	352	417	492	592	692	792	912	1042	1192	1367	1567	1792	2042	2312	2602	2912	1.12			
1.12	<i>200</i>	<i>224</i>	10.55	17.42	-	-	-	292	367	467	567	667	767	887	1017	1167	1342	1542	1767	1997	2287	2597	2927	1.12			
1.13	<i>80</i>	<i>90</i>	2.28	3.76	266	316	366	426	491	566	666	766	866	966	1066	1166	1266	1366	1466	1566	1666	1766	1866	1.13			
1.13	<i>160</i>	<i>180</i>	7.74	13.12	-	-	233	293	358	433	533	633	733	853	983	1133	1308	1508	1733	1983	2273	2583	2913	1.13			
1.14	<i>132</i>	<i>150</i>	5.71	9.73	178	228	278	338	403	478	578	678	778	898	1028	1178	1353	1553	1778	2028	2328	2638	2958	1.14			
1.14	<i>140</i>	<i>160</i>	6.29	10.73	-	214	264	324	389	464	564	664	764	884	1014	1164	1339	1539	1764	2014	2304	2604	2924	1.14			
1.18	<i>85</i>	<i>100</i>	2.67	4.47	255	305	355	415	480	555	655	755	855	975	1105	1255	1430	1630	1855	2105	2385	2685	2995	1.18			
1.18	<i>90</i>	<i>106</i>	2.53	4.12	246	296	346	406	471	546	646	746	846	966	1096	1246	1421	1621	1846	2096	2386	2686	2996	1.18			
1.18	<i>112</i>	<i>132</i>	4.21	7.13	208	258	308	368	433	508	608	708	808	928	1058	1208	1383	1583	1808	2058	2328	2618	2928	1.18			
1.18	<i>95</i>	<i>112</i>	2.92	4.82	237	287	337	397	462	537	637	737	837	957	1087	1237	1412	1612	1837	2087	2377	2677	2987	1.18			
1.18	<i>106</i>	<i>125</i>	3.76	6.33	218	268	318	378	443	518	618	718	818	938	1068	1218	1393	1593	1818	2068	2338	2628	2938	1.18			
1.18	<i>100</i>	<i>118</i>	3.39	5.68	229	279	329	389	454	529	629	729	829	949	1079	1229	1404	1604	1829	2079	2359	2659	2979	1.18			
1.19	<i>118</i>	<i>140</i>	4.75	8.10	197	247	297	357	422	497	597	697	797	917	1047	1197	1372	1572	1797	2047	2317	2607	2917	1.19			
1.19	<i>80</i>	<i>95</i>	2.37	3.93	262	312	362	422	487	562	662	762	862	962	1062	1162	1262	1362	1462	1562	1662	1762	1862	1.19			
1.20	<i>125</i>	<i>150</i>	5.27	9.01	184	234	284	344	409	484	584	684	784	904	1034	1184	1359	1559	1784	2034	2324	2624	2934	1.20			
1.20	<i>150</i>	<i>180</i>	7.11	12.12	-	190	240	300	366	441	541	641	741	861	991	1141	1316	1516	1741	1991	2281	2581	2901	1.20			
1.21	<i>132</i>	<i>160</i>	5.79	9.90	170	220	270	330	395	470	570	670	770	890	1020	1170	1346	1546	1771	2021	2311	2611	2931	1.20			
1.24	<i>95</i>	<i>118</i>	3.00	4.99	232	282	332	392	45																		

Centre Distance SPA, XPA, QXPA Wedge Belt Drives

Combined Arc and Belt Length Correction Factor				0.80		0.85			0.90		0.95		1.00		1.05		1.10		Speed Ratio		
Speed Ratio	Pitch Diameter of Pulleys		Power per SPA Belt (kW)		BELT LENGTH																
	Driver	Driven	1440 rev/min	2880 rev/min	800	900	1000	1120	1250	1400	1600	1800	2000	2240	2500	2800	3150	SPA, QXPA ONLY		SPA ONLY	
																		3550	4000	4500	
1.39	<i>85</i>	118	2.89	4.92	240	290	340	400	465	540	640	-	-	-	-	-	-	-	-	-	1.39
1.39	90	125	2.75	4.56	230	281	331	391	456	531	631	731	831	951	1081	1231	1406	1606	1831	2081	1.39
1.39	180	250	9.38	15.80	-	-	-	-	285	361	461	561	661	781	912	1062	1237	1437	1662	1912	1.39
1.39	95	132	3.14	5.26	221	271	321	381	446	521	621	721	822	942	1072	1222	1397	1597	1822	2072	1.39
1.40	80	112	2.50	4.20	249	299	349	409	474	549	649	-	-	-	-	-	-	-	-	-	1.40
1.40	100	140	3.52	5.95	211	261	311	371	436	511	611	711	811	931	1061	1211	1386	1586	1811	2061	1.40
1.40	160	224	7.96	13.56	-	-	-	256	322	397	497	598	698	818	948	1098	1273	1473	1698	1948	1.40
1.40	200	280	10.77	17.87	-	-	-	-	321	421	521	622	742	872	1022	1197	1397	1623	1873	2173	1.40
1.42	106	150	3.98	6.77	198	248	298	358	423	498	599	699	799	919	1049	1199	1374	1574	1799	2049	1.42
1.43	112	160	4.43	7.57	185	235	285	346	411	486	586	686	786	906	1036	1186	1361	1561	1786	2036	1.43
1.43	140	200	6.51	11.17	-	-	231	291	357	432	532	632	732	852	983	1133	1308	1508	1733	1983	1.43
1.44	125	180	5.41	9.28	-	209	259	319	384	460	560	660	760	880	1010	1160	1335	1535	1760	2010	1.44
1.47	90	132	2.75	4.56	225	275	325	385	450	525	625	725	825	945	1075	1225	1400	1601	1826	2076	1.47
1.47	<i>85</i>	125	2.89	4.92	234	284	334	395	460	535	635	-	-	-	-	-	-	-	-	-	1.47
1.47	95	140	3.14	5.26	214	264	315	375	440	515	615	715	815	935	1065	1215	1390	1590	1815	2065	1.47
1.47	80	118	2.50	4.20	244	294	344	404	469	544	644	-	-	-	-	-	-	-	-	-	1.47
1.49	150	224	7.24	12.39	-	-	264	329	405	505	605	705	825	956	1106	1281	1481	1706	1956	2256	1.49
1.50	100	150	3.52	5.95	202	252	303	363	428	503	603	703	803	923	1053	1203	1378	1578	1803	2053	1.50
1.51	106	160	3.98	6.77	189	240	290	350	415	490	590	691	791	911	1041	1191	1366	1566	1791	2041	1.51
1.52	132	200	5.93	10.17	-	186	237	297	363	438	538	638	738	859	989	1139	1314	1514	1739	1989	1.52
1.53	118	180	4.88	8.37	-	214	264	324	390	465	565	665	765	885	1015	1166	1341	1541	1766	2016	1.53
1.55	<i>85</i>	132	2.89	4.92	228	279	329	389	454	529	629	-	-	-	-	-	-	-	-	-	1.55
1.56	90	140	2.75	4.56	218	268	318	379	444	519	619	719	819	939	1069	1219	1394	1594	1819	2069	1.56
1.56	180	280	9.38	15.80	-	-	-	259	335	436	536	637	757	887	1038	1213	1413	1638	1888	2188	1.56
1.56	80	125	2.50	4.20	238	288	338	398	463	539	639	-	-	-	-	-	-	-	-	-	1.56
1.56	160	250	7.96	13.56	-	-	234	300	375	476	576	676	797	927	1077	1252	1452	1677	1927	2227	1.56
1.57	200	315	10.78	17.89	-	-	-	290	391	492	593	713	844	994	1169	1369	1594	1844	2114	2404	1.57
1.58	95	150	3.19	5.38	206	256	306	367	432	507	607	707	807	927	1057	1207	1382	1582	1807	2057	1.58
1.60	100	160	3.58	6.07	193	244	294	355	420	495	595	695	795	915	1045	1195	1370	1571	1796	2046	1.60
1.60	125	200	5.46	9.39	-	191	242	302	368	443	543	644	744	864	994	1144	1319	1519	1744	1994	1.60
1.60	140	224	6.57	11.28	-	-	210	271	336	412	512	613	713	833	963	1113	1288	1489	1714	1964	1.60
1.61	112	180	4.49	7.69	167	218	269	329	394	469	570	670	770	890	1020	1170	1345	1545	1770	2020	1.61
1.65	<i>85</i>	140	2.95	5.03	222	272	322	382	447	523	623	-	-	-	-	-	-	-	-	-	1.65
1.65	80	132	2.56	4.32	232	282	332	393	458	533	633	-	-	-	-	-	-	-	-	-	1.65
1.67	90	150	2.81	4.68	209	260	310	370	435	511	611	711	811	931	1061	1211	1386	1586	1811	2061	1.67
1.67	150	250	7.30	12.50	-	-	241	307	383	483	584	684	804	935	1085	1260	1460	1685	1935	2235	1.67
1.68	95	160	3.19	5.38	197	248	298	358	423	499	599	699	799	919	1049	1199	1374	1574	1799	2049	1.68
1.69	118	200	4.94	8.48	-	196	247	308	373	448	549	649	749	869	999	1150	1325	1525	1750	2000	1.69
1.70	132	224	5.98	10.28	-	-	215	277	342	418	518	619	719	839	969	1119	1295	1495	1720	1970	1.70
1.70	106	180	4.04	6.88	171	222	273	333	399	474	574	674	774	895	1025	1175	1350	1550	1775	2025	1.70
1.75	80	140	2.56	4.32	225	276	326	386	451	526	626	-	-	-	-	-	-	-	-	-	1.75
1.75	160	280	8.02	13.68	-	-	-	273	349	450	551	652	772	902	1053	1228	1428	1653	1903	2203	1.75
1.75	180	315	9.44	15.91	-	-	-	304	406	507	607	728	859	1009	1184	1385	1610	1860	2160	2460	1.75
1.76	<i>85</i>	150	2.95	5.03	213	263	314	374	439	514	615	-	-	-	-	-	-	-	-	-	1.76
1.78	90	160	2.81	4.68	201	251	302	362	427	502	603	703	803	923	1053	1203	1378	1578	1803	2053	1.78
1.79	112	200	4.49	7.69	-	200	251	312	377	453	553	653	754	874	1004	1154	1329	1529	1754	2004	1.79
1.79	140	250	6.57	11.28	-	-	248	314	390	491	591	692	812	942	1092	1268	1468	1693	1943	2243	1.79
1.79	125	224	5.46	9.39	-	220	282	347	423	524	624	724	844	975	1125	1300	1500	1725	1975	2275	1.79
1.80	100	180	3.58	6.07	176	227	277	338	403	478	579	679	779	899	1029	1179	1354	1555	1780	2030	1.80
1.87	150	280	7.30	12.50	-	-	-	280	356	458	558	659	780	910	1060	1236	1436	1661	1911	2211	1.87
1.88	80	150	2.56	4.32	217	267	317	378	443	518	618	-	-	-	-	-	-	-	-	-	1.88
1.88	<i>85</i>	160	2.95	5.03	204	255	305	366	431	506	606	-	-	-	-	-	-	-	-	-	1.88
1.89	106	200	4.04	6.88	-	204	255	316	382	457	558	658	758	878	1009	1159	1334	1534	1759	2009	1.89
1.89	132	250	5.98	10.28	-	-	253	320	396	496	597	697	817	948	1098	1274	1474	1699	1949	2249	1.89
1.89	95	180	3.19	5.38	179	230	281	341	407	482	582	683	783	903	1033	1183	1358	1558	1784	2034	1.89
1.90	118	224	4.94	8.48	-	225	286	352	428	529	629	729	850	980	1130	1305	1505	1731	1981	2281	1.90
1.97	160	315	8.07	13.77	-	-	-	317	420	521	622	743	873	1024	1199	1400	1625	1875	2175	2475	1.97
2.00	80	160	2.60	4.41	208	258	309	369	435	510	610	-	-	-	-	-	-	-	-	-	2.00
2.00	90	180	2.85	4.77	182	234	284	345	410	486	586	686	787	907	1037	1187	1362	1562	1787	2037	2.00
2.00	100	200	3.62	6.16	-	208	260	320	386	462	562	662	763	883	1013	1163	1338	1539	1764	2014	2.00
2.00	112	224	4.54	7.78	-	-	229	291	357	432	533	634	734	854	985	1135	1310	1510	1735	1985	2.00
2.00	125	250	5.51	9.48	-	-	258	324	401	502	602	703	823	953	1104	1279	1479	1704	195		

Centre Distance SPA, XPA, QXPA Wedge Belt Drives



Combined Arc and Belt Length Correction Factor					0.80		0.85			0.90			0.95			1.00			1.05		1.10		Speed Ratio	
Speed Ratio	Pitch Diameter of Pulleys		Power per SPA Belt (kW)		BELT LENGTH																SPA, QXPA ONLY			SPA ONLY
	Driver	Driven	1440 rev/min	2880 rev/min	800	900	1000	1120	1250	1400	1600	1800	2000	2240	2500	2800	3150	3550	4000	4500				
2.25	<i>80</i>	<i>180</i>	2.60	4.41	189	241	292	352	418	493	594	-	-	-	-	-	-	-	-	-	-	2.25		
2.25	140	315	6.62	11.38	-	-	-	252	331	434	535	637	758	888	1039	1214	1415	1640	1891	-	-	2.25		
2.35	85	200	2.99	5.12	166	219	270	331	397	473	573	-	-	-	-	-	-	-	-	-	-	2.35		
2.36	95	224	3.24	5.47	-	188	241	303	369	445	546	646	747	867	997	1148	1323	1523	1748	1998	-	2.36		
2.36	106	250	4.08	6.97	-	-	208	271	338	414	515	616	717	837	968	1118	1293	1494	1719	1969	-	2.36		
2.37	118	280	4.99	8.57	-	-	-	233	302	379	481	582	683	803	934	1084	1260	1460	1685	1936	-	2.37		
2.39	132	315	6.03	10.38	-	-	-	-	258	336	439	541	642	763	894	1045	1220	1421	1646	1897	-	2.39		
2.49	90	224	2.85	4.77	-	-	192	244	306	372	448	549	650	750	871	1001	1151	1327	1527	1752	2002	2.49		
2.50	<i>80</i>	<i>200</i>	2.60	4.41	169	222	274	335	401	476	577	-	-	-	-	-	-	-	-	-	-	2.50		
2.50	100	250	3.62	6.16	-	-	212	275	342	418	520	621	721	842	972	1123	1298	1498	1723	1974	-	2.50		
2.50	112	280	4.54	7.78	-	-	-	237	306	383	485	586	687	808	938	1089	1264	1465	1690	1940	-	2.50		
2.50	160	400	8.07	13.77	-	-	-	-	-	-	339	444	547	669	801	953	1129	1330	1556	1806	-	2.50		
2.50	200	500	10.87	18.07	-	-	-	-	-	-	-	-	-	424	550	684	837	1014	1216	1442	1694	2.50		
2.52	125	315	5.51	9.48	-	-	-	262	341	444	546	647	769	899	1050	1226	1426	1652	1902	-	2.52			
2.63	95	250	3.24	5.47	-	-	215	278	345	422	523	624	725	845	976	1126	1302	1502	1727	1978	-	2.63		
2.64	<i>85</i>	<i>224</i>	2.99	5.12	-	195	248	310	376	452	553	-	-	-	-	-	-	-	-	-	-	2.64		
2.64	106	280	4.08	6.97	-	-	-	241	310	387	489	590	691	812	943	1093	1269	1469	1695	1945	-	2.64		
2.67	150	400	7.35	12.59	-	-	-	-	-	345	451	554	676	808	960	1136	1337	1563	1814	-	2.67			
2.67	118	315	4.99	8.57	-	-	-	-	267	346	449	551	652	774	905	1055	1231	1432	1657	1907	-	2.67		
2.78	90	250	2.85	4.77	-	-	218	282	349	425	527	628	729	849	980	1130	1306	1506	1731	1981	-	2.78		
2.78	180	500	9.49	16.01	-	-	-	-	-	-	-	-	437	563	698	851	1028	1231	1457	1708	-	2.78		
2.80	<i>80</i>	<i>224</i>	2.60	4.41	-	198	251	313	379	456	557	-	-	-	-	-	-	-	-	-	-	2.80		
2.80	100	280	3.62	6.16	-	-	-	245	314	391	493	595	696	817	947	1098	1273	1474	1699	1949	-	2.80		
2.81	112	315	4.54	7.78	-	-	-	-	271	350	453	555	657	778	909	1060	1235	1436	1662	1912	-	2.81		
2.86	140	400	6.62	11.38	-	-	-	-	-	-	352	457	561	684	816	967	1143	1345	1571	1821	-	2.86		
2.94	<i>85</i>	<i>250</i>	2.99	5.12	-	-	222	285	352	429	530	-	-	-	-	-	-	-	-	-	-	2.94		
2.95	95	280	3.24	5.47	-	-	-	248	317	395	497	598	699	820	951	1102	1277	1478	1703	1953	-	2.95		
2.97	106	315	4.08	6.97	-	-	-	-	274	354	457	560	661	782	913	1064	1240	1441	1666	1916	-	2.97		
3.03	132	400	6.03	10.38	-	-	-	-	-	-	357	463	566	689	821	973	1149	1351	1576	1827	-	3.03		
3.11	90	280	2.85	4.77	-	-	-	251	320	398	500	602	703	824	955	1105	1281	1481	1707	1957	-	3.11		
3.13	<i>80</i>	<i>250</i>	2.60	4.41	-	-	225	288	356	432	534	-	-	-	-	-	-	-	-	-	-	3.13		
3.13	160	500	8.07	13.77	-	-	-	-	-	-	-	-	449	577	711	865	1043	1245	1472	1723	-	3.13		
3.15	100	315	3.62	6.16	-	-	-	-	278	358	462	564	665	787	918	1069	1244	1445	1671	1921	-	3.15		
3.15	200	630	10.87	18.07	-	-	-	-	-	-	-	-	-	557	716	897	1102	1331	1584	-	3.15			
3.20	125	400	5.51	9.48	-	-	-	-	-	-	362	467	571	694	826	978	1154	1356	1582	1833	-	3.20		
3.29	<i>85</i>	<i>280</i>	2.99	5.12	-	-	-	255	324	401	504	-	-	-	-	-	-	-	-	-	-	3.29		
3.32	95	315	3.24	5.47	-	-	-	-	281	361	465	567	669	790	921	1072	1248	1449	1674	1925	-	3.32		
3.33	150	500	7.35	12.59	-	-	-	-	-	-	345	456	583	718	872	1050	1252	1479	1731	-	3.33			
3.39	118	400	5.02	8.64	-	-	-	-	-	-	366	472	576	699	831	983	1160	1361	1587	1838	-	3.39		
3.50	<i>80</i>	<i>280</i>	2.64	4.47	-	-	-	258	327	405	507	-	-	-	-	-	-	-	-	-	-	3.50		
3.50	90	315	2.89	4.84	-	-	-	-	285	365	468	571	673	794	925	1076	1252	1453	1678	1929	-	3.50		
3.50	180	630	9.52	16.07	-	-	-	-	-	-	-	-	-	569	729	911	1116	1345	1598	-	3.50			
3.57	112	400	4.57	7.85	-	-	-	-	-	-	370	476	580	703	835	987	1164	1365	1591	1842	-	3.57		
3.57	140	500	6.65	11.44	-	-	-	-	-	-	-	351	462	590	725	879	1057	1259	1486	1738	-	3.57		
3.71	<i>85</i>	<i>315</i>	3.03	5.19	-	-	-	-	288	368	472	-	-	-	-	-	-	-	-	-	-	3.71		
3.77	106	400	4.11	7.04	-	-	-	-	-	-	374	480	584	707	840	992	1168	1370	1596	1847	-	3.77		
3.79	132	500	6.06	10.44	-	-	-	-	-	-	-	356	467	595	730	884	1063	1265	1492	1744	-	3.79		
3.94	<i>80</i>	<i>315</i>	2.64	4.47	-	-	-	218	291	371	475	-	-	-	-	-	-	-	-	-	-	3.94		
3.94	160	630	8.10	13.84	-	-	-	-	-	-	-	-	-	436	582	742	925	1130	1359	1612	-	3.94		
4.00	100	400	3.66	6.22	-	-	-	-	-	-	377	484	588	711	844	996	1173	1374	1600	1851	-	4.00		
4.00	125	500	5.54	9.55	-	-	-	-	-	-	-	360	472	600	735	889	1068	1270	1497	1749	-	4.00		
4.20	150	630	7.38	12.66	-	-	-	-	-	-	-	-	-	442	588	749	931	1137	1366	1620	-	4.20		
4.21	95	400	3.27	5.53	-	-	-	-	268	381	487	592	715	848	1000	1176	1378	1604	1855	-	4.21			
4.24	118	500	5.02	8.64	-	-	-	-	-	-	-	365	476	604	740	894	1073	1275	1502	1754	-	4.24		
4.44	90	400	2.89	4.84	-	-	-	-	271	384	491	595	718	851	1003	1180	1381	1608	1859	-	4.44			
4.46	112	500	4.57	7.85	-	-	-	-	-	-	368	480	608	744	898	1077	1280	1507	1759	-	4.46			
4.50	140	630	6.65	11.44	-	-	-	-	-	-	-	-	448	595	756	938	1144	1373	1627	-	4.50			
4.71	<i>85</i>	<i>400</i>	3.03	5.19	-	-	-	-	-	274	387	-	-	-	-	-	-	-	-	-	-	4.71		
4.72	106	500	4.11	7.04	-	-	-	-	-	-	-	372	484	612	748	903	1081	1284	1511	1763	-	4.72		
4.77	132	630	6.06	10.44	-	-	-	-	-	-	-	-	-	453	600	761	944	1150	1379	1633	-	4.77		
5.00	<i>80</i>	<i>400</i>	2.64	4.47	-	-	-	-	-	277	390	-	-	-	-	-	-	-	-	-	-	5.00		
5.00	100	500	3.66	6.22	-	-	-	-	-	-	-	375	488	616	752	907	1085	1288	1516	1767	-	5.00		
5.04	125	630	5.54	9.55	-	-	-	-	-	-	-	-	-	457	604	765	948	1154	1384	1638	-	5.04		
5.26	95	500	3.27	5.53	-	-	-	-	-	-	-	379	491	620	756	910	1089	1292	1519	1771	-	5.26		
5.34	118	630	5.02	8.64	-	-	-	-	-	-	-	-	-	462	609	770	953	1159	1389	1643	-	5.34</		

Centre Distance SPB, XPB, QXPB Wedge Belt Drives

Combined Arc and Belt Length Correction Factor					0.85		0.90		0.95		1.00			1.05			1.10		1.15		Speed Ratio
Speed Ratio	Pitch Diameter of Pulleys		Power per SPB Belt (kW)		BELT LENGTH										SPB, QXPB ONLY			SPB ONLY			
	Driver	Driven	1440 rev/min	960 rev/min	1250	1400	1800	2000	2240	2500	2800	3150	3550	4000	4500	5000	5600	6300	7100	8000	
1.00	<i>112</i>	<i>112</i>	4.81	3.52	449	524	724	824	-	-	-	-	-	-	-	-	-	-	-	1.00	
1.00	<i>118</i>	<i>118</i>	5.56	4.04	440	515	715	815	-	-	-	-	-	-	-	-	-	-	-	1.00	
1.00	<i>125</i>	<i>125</i>	6.43	4.64	429	504	704	804	-	-	-	-	-	-	-	-	-	-	-	1.00	
1.00	<i>132</i>	<i>132</i>	7.29	5.24	418	493	693	793	-	-	-	-	-	-	-	-	-	-	-	1.00	
1.00	<i>140</i>	<i>140</i>	6.88	5.00	405	480	680	780	900	1030	1180	1355	1555	1780	2030	2280	2580	2930	3330	3780	1.00
1.00	<i>150</i>	<i>150</i>	7.95	5.75	389	464	664	764	885	1014	1164	1339	1539	1764	2014	2264	2564	2914	3314	3764	1.00
1.00	<i>160</i>	<i>160</i>	9.00	6.50	374	449	649	749	869	999	1149	1324	1524	1749	1999	2249	2549	2889	3299	3749	1.00
1.00	<i>170</i>	<i>170</i>	10.05	7.24	358	433	633	733	853	983	1133	1308	1508	1733	1983	2233	2533	2883	3283	3733	1.00
1.00	<i>180</i>	<i>180</i>	11.08	7.98	342	417	617	717	837	967	1117	1292	1492	1717	1967	2217	2517	2867	3267	3717	1.00
1.00	<i>190</i>	<i>190</i>	12.10	8.71	327	402	602	702	822	952	1102	1277	1477	1702	1952	2202	2502	2852	3252	3702	1.00
1.00	<i>200</i>	<i>200</i>	13.11	9.43	311	386	586	686	806	936	1086	1261	1461	1686	1936	2186	2486	2836	3236	3686	1.00
1.00	<i>212</i>	<i>212</i>	14.30	10.29	292	367	567	667	787	917	1067	1242	1442	1667	1917	2167	2467	2817	3217	3667	1.00
1.00	<i>224</i>	<i>224</i>	15.47	11.15	273	348	548	648	768	898	1048	1223	1423	1648	1898	2148	2448	2798	3198	3648	1.00
1.00	<i>236</i>	<i>236</i>	16.63	11.99	-	329	529	629	749	879	1029	1204	1404	1629	1879	2129	2429	2779	3179	3629	1.00
1.00	<i>250</i>	<i>250</i>	17.96	12.97	-	307	507	607	728	857	1007	1182	1382	1607	1857	2107	2407	2757	3157	3607	1.00
1.00	<i>280</i>	<i>280</i>	20.70	15.03	-	-	460	560	680	810	960	1135	1335	1560	1810	2060	2360	2710	3110	3560	1.00
1.00	<i>315</i>	<i>315</i>	23.75	17.37	-	-	405	505	625	755	905	1080	1280	1505	1755	2005	2305	2655	3055	3505	1.00
1.05	<i>190</i>	<i>200</i>	12.20	8.78	319	394	594	694	814	944	1094	1269	1469	1694	1944	2194	2494	2844	3244	3694	1.05
1.05	<i>112</i>	<i>118</i>	4.91	3.59	444	519	719	819	-	-	-	-	-	-	-	-	-	-	-	1.05	
1.05	<i>224</i>	<i>236</i>	15.57	11.22	264	339	539	639	759	889	1039	1214	1414	1639	1889	2139	2439	2789	3189	3639	1.05
1.06	<i>180</i>	<i>190</i>	11.36	8.16	334	409	609	709	829	959	1109	1284	1484	1709	1959	2209	2509	2859	3259	3709	1.06
1.06	<i>125</i>	<i>132</i>	6.71	4.83	423	498	698	798	-	-	-	-	-	-	-	-	-	-	-	1.06	
1.06	<i>212</i>	<i>224</i>	14.58	10.48	283	358	558	658	778	908	1058	1233	1433	1658	1908	2158	2458	2808	3208	3658	1.06
1.06	<i>170</i>	<i>180</i>	10.33	7.43	350	425	625	725	845	975	1125	1300	1500	1725	1975	2225	2525	2875	3275	3725	1.06
1.06	<i>118</i>	<i>125</i>	5.84	4.23	434	509	709	809	-	-	-	-	-	-	-	-	-	-	-	1.06	
1.06	<i>236</i>	<i>250</i>	16.91	12.18	-	318	518	618	738	868	1018	1193	1393	1618	1868	2118	2418	2768	3168	3618	1.06
1.06	<i>200</i>	<i>212</i>	13.39	9.62	301	376	576	676	797	926	1076	1251	1451	1676	1926	2176	2476	2826	3226	3676	1.06
1.06	<i>132</i>	<i>140</i>	7.57	5.43	411	486	686	786	-	-	-	-	-	-	-	-	-	-	-	1.06	
1.06	<i>160</i>	<i>170</i>	9.28	6.69	366	441	641	741	861	991	1141	1316	1516	1741	1991	2241	2541	2891	3291	3741	1.06
1.07	<i>150</i>	<i>160</i>	8.23	5.94	381	456	657	757	877	1007	1157	1332	1532	1757	2007	2257	2557	2907	3307	3757	1.07
1.07	<i>140</i>	<i>150</i>	7.16	5.19	397	472	672	772	892	1022	1172	1347	1547	1772	2022	2272	2572	2922	3322	3772	1.07
1.11	<i>180</i>	<i>200</i>	11.36	8.17	326	401	601	701	822	951	1102	1277	1477	1702	1952	2202	2502	2852	3252	3702	1.11
1.11	<i>212</i>	<i>236</i>	14.58	10.48	273	348	548	648	768	898	1048	1223	1423	1648	1898	2148	2448	2798	3198	3648	1.11
1.12	<i>190</i>	<i>212</i>	12.59	9.03	309	384	584	684	804	934	1084	1259	1459	1684	1934	2184	2484	2834	3234	3684	1.12
1.12	<i>112</i>	<i>125</i>	5.30	3.85	439	514	714	814	-	-	-	-	-	-	-	-	-	-	-	1.12	
1.12	<i>224</i>	<i>250</i>	15.97	11.47	-	327	528	628	748	878	1028	1203	1403	1628	1878	2128	2428	2778	3178	3628	1.12
1.12	<i>170</i>	<i>190</i>	10.54	7.57	342	417	617	717	837	967	1117	1292	1492	1717	1967	2217	2517	2867	3267	3717	1.12
1.12	<i>118</i>	<i>132</i>	6.05	4.37	429	504	704	804	-	-	-	-	-	-	-	-	-	-	-	1.12	
1.12	<i>125</i>	<i>140</i>	6.92	4.97	417	492	692	792	-	-	-	-	-	-	-	-	-	-	-	1.12	
1.12	<i>200</i>	<i>224</i>	13.60	9.76	292	367	567	667	787	917	1067	1242	1442	1667	1917	2167	2467	2817	3217	3667	1.12
1.12	<i>250</i>	<i>280</i>	18.45	13.30	-	-	484	584	704	834	984	1159	1359	1584	1834	2084	2384	2734	3134	3584	1.12
1.13	<i>160</i>	<i>180</i>	9.49	6.83	358	433	633	733	853	983	1133	1308	1508	1733	1983	2233	2533	2883	3283	3733	1.13
1.13	<i>280</i>	<i>315</i>	21.20	15.36	-	-	432	532	653	782	932	1108	1308	1533	1783	2033	2333	2683	3083	3533	1.13
1.13	<i>315</i>	<i>355</i>	24.24	17.70	-	-	373	473	594	724	874	1049	1249	1474	1724	1974	2274	2624	3024	3474	1.13
1.13	<i>150</i>	<i>170</i>	8.44	6.08	374	449	649	749	869	999	1149	1324	1524	1749	1999	2249	2549	2899	3299	3749	1.13
1.14	<i>132</i>	<i>150</i>	7.78	5.57	403	478	678	778	-	-	-	-	-	-	-	-	-	-	-	1.14	
1.14	<i>140</i>	<i>160</i>	7.37	5.33	389	464	664	764	884	1014	1164	1339	1539	1764	2014	2264	2564	2914	3314	3764	1.14
1.18	<i>170</i>	<i>200</i>	10.54	7.57	334	409	609	709	829	959	1109	1284	1484	1709	1959	2209	2509	2859	3259	3709	1.18
1.18	<i>180</i>	<i>212</i>	11.57	8.30	317	392	592	692	812	942	1092	1267	1467	1692	1942	2192	2492	2842	3242	3692	1.18
1.18	<i>112</i>	<i>132</i>	5.30	3.85	433	508	708	808	-	-	-	-	-	-	-	-	-	-	-	1.18	
1.18	<i>190</i>	<i>224</i>	12.59	9.03	299	374	574	674	795	925	1075	1250	1450	1675	1925	2175	2475	2825	3225	3675	1.18
1.18	<i>212</i>	<i>250</i>	14.79	10.62	261	337	537	637	759	887	1037	1212	1412	1637	1887	2137	2437	2787	3187	3637	1.18
1.18	<i>200</i>	<i>236</i>	13.78	9.88	282	357	557	657	778	907	1057	1232	1432	1657	1907	2157	2457	2808	3208	3658	1.18
1.19	<i>118</i>	<i>140</i>	6.23	4.49	422	497	697	797	-	-	-	-	-	-	-	-	-	-	-	1.19	
1.19	<i>236</i>	<i>280</i>	17.30	12.44	-	294	494	594	715	844	994	1170	1370	1595	1845	2095	2395	2745	3145	3595	1.19
1.19	<i>160</i>	<i>190</i>	9.67	6.95	350	425	625	725	845	975	1125	1300	1500	1725	1975	2225	2525	2875	3275	3725	1.19
1.20	<i>125</i>	<i>150</i>	7.09	5.09	409	484	684	784	-	-	-	-	-	-	-	-	-	-	-	1.20	
1.20	<i>150</i>	<i>180</i>	8.61	6.20	366	441	641	741	861	991	1141	1316	1516	1741	1991	2241	2541	2891	3291	3741	1.20
1.21	<i>132</i>	<i>160</i>	7.96	5.69	395	470	671	771	-	-	-	-	-	-	-	-	-	-	-	1.21	
1.21	<i>140</i>	<i>170</i>	7.55	5.45	381	456	656	756	877	1006	1156	1331	1531	1756	2006	2256	2556	2906	3306	3756	1.21
1.24	<i>190</i>	<i>236</i>	12.77	9.15	290	365	565	665	785	915	1065	1240	1440	1665	1915	2165	2465	2815	3215	3665	1.24
1.24	<i>180</i>	<i>224</i>	11.75	8.42	307	382	582	682	803	932	1082	1258	1458	1683	1933	2183	2483	2833	3233	3683	1.24
1.25	<i></i>																				

Centre Distance SPB, XPB, QXPB Wedge Belt Drives

Combined Arc and Belt Length Correction Factor					0.80	0.85	0.90	0.95	1.00	1.05	1.10	1.15									
Speed Ratio	Pitch Diameter of Pulleys		Power per SPB Belt (kW)		BELT LENGTH								SPB, QXPB ONLY			SPB ONLY		Speed Ratio			
	Driver	Driven	1440 rev/min	960 rev/min	1250	1400	1800	2000	2240	2500	2800	3150	3550	4000	4500	5000	5600		6300	7100	8000
1.90	<i>118</i>	<i>224</i>	6.63	4.75	352	428	629	729	-	-	-	-	-	-	-	-	-	-	-	-	1.90
1.97	<i>160</i>	<i>315</i>	10.17	7.28	-	317	521	622	743	873	1024	1199	1400	1625	1875	2126	2426	2776	3176	3626	1.97
1.97	<i>180</i>	<i>355</i>	12.24	8.75	-	-	472	573	695	825	976	1151	1352	1577	1828	2078	2378	2728	3129	3579	1.97
2.00	<i>112</i>	<i>224</i>	5.97	4.30	357	432	634	734	-	-	-	-	-	-	-	-	-	-	-	-	2.00
2.00	<i>118</i>	<i>236</i>	6.72	4.81	342	418	619	720	-	-	-	-	-	-	-	-	-	-	-	-	2.00
2.00	<i>125</i>	<i>250</i>	7.59	5.42	324	401	602	703	-	-	-	-	-	-	-	-	-	-	-	-	2.00
2.00	<i>140</i>	<i>280</i>	8.04	5.78	287	363	566	666	787	917	1068	1243	1443	1669	1919	2169	2469	2819	3219	3669	2.00
2.00	<i>200</i>	<i>400</i>	14.27	10.21	-	-	417	519	641	772	923	1099	1300	1525	1776	2026	2327	2677	3077	3527	2.00
2.00	<i>250</i>	<i>500</i>	19.12	13.75	-	-	-	-	516	649	801	978	1179	1405	1656	1907	2207	2558	2958	3409	2.00
2.00	<i>315</i>	<i>630</i>	24.91	18.15	-	-	-	-	-	-	638	818	1021	1248	1500	1751	2052	2403	2803	3254	2.00
2.09	<i>170</i>	<i>355</i>	11.21	8.02	-	-	479	580	702	833	983	1159	1360	1585	1835	2086	2386	2736	3136	3586	2.09
2.10	<i>150</i>	<i>315</i>	9.11	6.53	-	324	528	629	750	881	1031	1207	1407	1633	1883	2133	2433	2784	3184	3634	2.10
2.11	<i>190</i>	<i>400</i>	13.26	9.48	-	-	424	526	648	780	931	1107	1307	1533	1784	2034	2334	2685	3085	3535	2.11
2.11	<i>112</i>	<i>236</i>	5.97	4.30	346	422	624	724	-	-	-	-	-	-	-	-	-	-	-	-	2.11
2.12	<i>118</i>	<i>250</i>	6.72	4.81	429	406	607	708	-	-	-	-	-	-	-	-	-	-	-	-	2.12
2.12	<i>236</i>	<i>500</i>	17.79	12.77	-	-	-	400	526	659	811	988	1190	1416	1667	1917	2218	2569	2969	3419	2.12
2.12	<i>132</i>	<i>280</i>	8.45	6.02	292	369	572	672	-	-	-	-	-	-	-	-	-	-	-	-	2.12
2.22	<i>160</i>	<i>355</i>	10.17	7.28	-	278	486	587	709	840	991	1166	1367	1593	1843	2093	2394	2744	3144	3594	2.22
2.22	<i>180</i>	<i>400</i>	12.24	8.75	-	-	430	533	655	787	938	1114	1315	1541	1791	2042	2342	2692	3093	3543	2.22
2.23	<i>112</i>	<i>250</i>	5.97	4.30	334	410	612	712	-	-	-	-	-	-	-	-	-	-	-	-	2.23
2.23	<i>224</i>	<i>500</i>	16.64	11.92	-	-	-	408	534	667	820	997	1198	1425	1676	1926	2227	2578	2978	3429	2.23
2.24	<i>125</i>	<i>280</i>	7.59	5.42	297	374	577	677	-	-	-	-	-	-	-	-	-	-	-	-	2.24
2.25	<i>140</i>	<i>315</i>	8.04	5.78	252	331	535	637	758	888	1039	1214	1415	1640	1891	2141	2441	2791	3191	3642	2.25
2.25	<i>280</i>	<i>630</i>	21.87	15.81	-	-	-	364	505	662	842	1046	1273	1525	1777	2078	2429	2830	3281	3781	2.25
2.35	<i>170</i>	<i>400</i>	11.21	8.02	-	-	437	540	663	794	945	1121	1322	1548	1799	2049	2350	2700	3100	3550	2.35
2.36	<i>212</i>	<i>500</i>	15.46	11.07	-	-	-	416	542	675	828	1005	1207	1434	1685	1935	2236	2587	2987	3438	2.36
2.37	<i>150</i>	<i>355</i>	9.11	6.53	-	285	493	595	733	847	998	1174	1375	1600	1851	2101	2401	2751	3152	3602	2.37
2.37	<i>118</i>	<i>280</i>	6.72	4.81	302	379	582	683	-	-	-	-	-	-	-	-	-	-	-	-	2.37
2.39	<i>132</i>	<i>315</i>	8.45	6.02	258	336	541	642	-	-	-	-	-	-	-	-	-	-	-	-	2.39
2.50	<i>112</i>	<i>280</i>	5.97	4.30	306	383	586	687	-	-	-	-	-	-	-	-	-	-	-	-	2.50
2.50	<i>160</i>	<i>400</i>	10.17	7.28	-	-	444	547	670	801	953	1129	1330	1556	1806	2057	2357	2708	3108	3558	2.50
2.50	<i>200</i>	<i>500</i>	14.27	10.21	-	-	-	424	550	684	837	1014	1216	1442	1694	1944	2245	2596	2996	3447	2.50
2.52	<i>125</i>	<i>315</i>	7.59	5.42	262	341	546	647	-	-	-	-	-	-	-	-	-	-	-	-	2.52
2.52	<i>250</i>	<i>630</i>	19.12	13.75	-	-	-	382	524	682	863	1067	1295	1547	1799	2100	2451	2853	3303	3753	2.52
2.54	<i>140</i>	<i>355</i>	8.04	5.78	-	291	500	602	723	854	1005	1181	1382	1608	1858	2108	2409	2759	3159	3610	2.54
2.54	<i>315</i>	<i>800</i>	24.81	18.15	-	-	-	-	-	-	654	865	1097	1353	1606	1909	2261	2663	3115	3565	2.54
2.63	<i>190</i>	<i>500</i>	13.26	9.48	-	-	-	430	557	691	844	1021	1223	1450	1701	1952	2253	2603	3004	3455	2.63
2.67	<i>150</i>	<i>400</i>	9.11	6.53	-	-	451	554	677	808	960	1136	1337	1563	1814	2064	2365	2715	3116	3566	2.67
2.67	<i>118</i>	<i>315</i>	6.72	4.81	267	346	551	652	-	-	-	-	-	-	-	-	-	-	-	-	2.67
2.67	<i>236</i>	<i>630</i>	17.79	12.77	-	-	-	390	533	692	873	1077	1305	1557	1809	2111	2462	2863	3314	3764	2.67
2.69	<i>132</i>	<i>355</i>	8.45	6.02	-	297	505	607	-	-	-	-	-	-	-	-	-	-	-	-	2.69
2.78	<i>180</i>	<i>500</i>	12.24	8.75	-	-	-	437	563	698	851	1028	1231	1457	1708	1959	2260	2611	3012	3462	2.78
2.81	<i>112</i>	<i>315</i>	5.97	4.30	271	350	555	657	-	-	-	-	-	-	-	-	-	-	-	-	2.81
2.81	<i>224</i>	<i>630</i>	16.64	11.92	-	-	-	398	541	700	881	1085	1314	1566	1818	2120	2471	2872	3323	3773	2.81
2.84	<i>125</i>	<i>355</i>	7.59	5.42	-	301	510	612	-	-	-	-	-	-	-	-	-	-	-	-	2.84
2.86	<i>140</i>	<i>400</i>	8.04	5.78	-	-	457	561	684	816	967	1143	1345	1571	1821	2072	2372	2723	3123	3574	2.86
2.86	<i>280</i>	<i>800</i>	21.87	15.81	-	-	-	-	-	-	677	889	1122	1377	1631	1934	2287	2689	3141	3591	2.86
2.94	<i>170</i>	<i>500</i>	11.21	8.02	-	-	-	443	570	704	858	1036	1238	1464	1716	1967	2268	2619	3019	3470	2.94
2.97	<i>212</i>	<i>630</i>	15.46	11.07	-	-	-	405	549	708	889	1094	1322	1575	1827	2128	2480	2881	3332	3782	2.97
3.01	<i>118</i>	<i>355</i>	6.72	4.81	-	306	515	617	-	-	-	-	-	-	-	-	-	-	-	-	3.01
3.03	<i>132</i>	<i>400</i>	8.45	6.02	-	-	463	566	-	-	-	-	-	-	-	-	-	-	-	-	3.03
3.13	<i>160</i>	<i>500</i>	10.17	7.28	-	-	-	449	577	711	865	1043	1245	1472	1723	1974	2275	2626	3027	3477	3.13
3.15	<i>200</i>	<i>630</i>	14.27	10.21	-	-	-	412	557	716	897	1102	1331	1584	1836	2137	2489	2890	3341	3791	3.15
3.17	<i>112</i>	<i>355</i>	5.97	4.30	-	309	519	621	-	-	-	-	-	-	-	-	-	-	-	-	3.17
3.17	<i>315</i>	<i>1000</i>	24.91	18.15	-	-	-	-	-	-	-	-	-	902	1167	1426	1733	2089	2494	2947	3.17
3.20	<i>125</i>	<i>400</i>	7.59	5.42	-	-	467	571	-	-	-	-	-	-	-	-	-	-	-	-	3.20
3.20	<i>250</i>	<i>800</i>	19.12	13.75	-	-	-	-	-	-	696	909	1142	1398	1652	1956	2309	2711	3163	3613	3.20
3.32	<i>190</i>	<i>630</i>	13.26	9.48	-	-	-	-	418	563	722	904	1109	1338	1591	1843	2145	2496	2898	3349	3.32
3.33	<i>150</i>	<i>500</i>	9.11	6.53	-	-	345	456	584	718	872	1050	1252	1479	1731	1982	2283	2634	3034	3485	3.33
3.39	<i>118</i>	<i>400</i>	6.79	4.86	-	-	472	576	-	-	-	-	-	-	-	-	-	-	-	-	3.39
3.39	<i>236</i>	<i>800</i>	17.86	12.82	-	-	-	-	-	-	705	918	1152	1408	1662	1966	2319	2722	3174	3624	3.39
3.50	<i>180</i>	<i>630</i>	12.31	8.80	-	-	-	425	569	729	911	1116	1345	1598	1850	2152	2504	2905	3356	3806	3.50
3.57	<i>112</i>	<i>400</i>	6.04	4.34	-	-	476	580	-	-	-	-	-	-	-	-	-	-	-	-	3.57
3.57	<i>140</i>	<i>500</i>	8.11	5.82	-	-	351	462	590	725	879	1057	1259	1486	1738	1989	2290	2641	3042	3493	3.57
3.57	<i>224</i>	<i>800</i>	16.71	11.97	-	-	-	-	-	-	713	926	1160	1416	1671	1975	2328	2731	3183	3633	3.57
3.57	<i>280</i>	<i>1000</i>	21.94	15.85	-	-	-														

Centre Distance SPB, XPB, QXPB Wedge Belt Drives



Combined Arc and Belt Length Correction Factor					0.80		0.85		0.90		0.95		1.00		1.05		1.10					
Speed Ratio	Pitch Diameter of Pulleys		Power per SPB Belt (kW)		BELT LENGTH										SPB, DXPB ONLY		SPB ONLY		Speed Ratio			
	Driver	Driven	1440 rev/min	960 rev/min	1250	1400	1800	2000	2240	2500	2800	3150	3550	4000	4500	5000	5600	6300		7100	8000	
4.24	236	1000	17.86	12.82	-	-	-	-	-	-	-	-	700	953	1219	1480	1788	2145	2551	3005	4.24	
4.44	180	800	12.31	8.80	-	-	-	-	-	-	542	740	955	1190	1447	1702	2006	2360	2763	3215	4.44	
4.46	224	1000	16.71	11.97	-	-	-	-	-	-	-	-	707	960	1227	1488	1797	2154	2559	3014	4.46	
4.50	140	630	8.11	5.82	-	-	-	-	449	595	756	938	1144	1373	1627	1879	2181	2533	2935	3386	4.50	
4.71	170	800	11.28	8.06	-	-	-	-	-	-	548	747	962	1197	1454	1709	2014	2367	2770	3223	4.71	
4.72	212	1000	15.53	11.11	-	-	-	-	-	-	-	-	714	968	1235	1496	1805	2162	2568	3022	4.72	
5.00	160	800	10.23	7.32	-	-	-	-	-	-	554	753	968	1203	1461	1716	2021	2374	2778	3230	5.00	
5.00	200	1000	14.34	10.25	-	-	-	-	-	-	-	-	722	976	1243	1504	1813	2171	2576	3031	5.00	
5.26	190	1000	13.33	9.53	-	-	-	-	-	-	-	-	728	982	1250	1511	1820	2178	2584	3038	5.26	
5.33	150	800	9.18	6.57	-	-	-	-	-	-	-	-	759	975	1210	1468	1723	2028	2382	2785	3238	5.33
5.56	180	1000	12.31	8.80	-	-	-	-	-	-	-	-	734	988	1256	1518	1827	2185	2591	3046	5.56	
5.71	140	800	8.11	5.82	-	-	-	-	-	-	-	-	766	981	1217	1475	1730	2035	2389	2792	3245	5.71
5.88	170	1000	11.28	8.06	-	-	-	-	-	-	-	-	740	994	1263	1525	1834	2192	2598	3053	5.88	

The above drives are based on the ISO belt length designations, other belt lengths and pulley combinations are available - consult your local Authorised Distributor.

Fenner® Efficiency Drive

Get the most from your wedge belt drives



Wedge belt drives can offer as much as 96% efficiency in power transmission on most applications.

To achieve and maintain such efficiency, requires optimum drive design, care on installation, and simple regular maintenance. The Fenner Wedge Belt Drive Maintenance Kit can help achieve this.

The kit contains the simple tools necessary to help achieve optimum performance.

- Guide to efficient wedge belt operation - including belt efficiency audit questionnaire.
- Fenner belt tension indicator - simple tool to ensure accurate belt tension.
- Pulley groove gauge - check pulley wear

For laser pulley alignment (rather than simply 'string') see the Fenner Drive Alignment Laser page 32

www.fptgroup.com

Order yours today: Product Code: 230K0000

Centre Distance SPC, XPC, QXPC Wedge Belt Drives

Combined Arc and Belt Length Correction Factor					0.85		0.90			0.95		1.00			1.05			1.10			1.15	Speed Ratio
Speed Ratio	Pitch Diameter of Pulleys		Power per SPC Belt (kW)		BELT LENGTH															SPC ONLY		
	Driver	Driven	1440 rev/min	960 rev/min	2000	2240	2500	2800	3150	3550	4000	4500	5000	5600	6300	7100	8000	9000	10000	11200	12500	
1.00	224	224	16.59	12.68	648	768	898	1048	1223	1423	1648	1898	2148	2448	2798	3198	3648	4148	4648	5248	5898	1.00
1.00	250	250	21.50	16.30	608	728	858	1008	1183	1383	1608	1858	2108	2408	2758	3158	3608	4108	4608	5208	5858	1.00
1.00	300	300	30.43	23.05	529	649	779	929	1104	1304	1529	1779	2029	2329	2679	3079	3529	4029	4529	5129	5779	1.00
1.00	335	335	36.23	27.61	474	594	724	874	1049	1249	1474	1724	1974	2274	2624	3024	3474	3974	4474	5074	5724	1.00
1.00	400	400	45.91	35.71	-	492	622	772	947	1147	1372	1622	1872	2172	2522	2922	3372	3872	4372	4972	5622	1.00
1.00	450	450	52.32	41.58	-	-	544	694	869	1069	1294	1544	1794	2094	2444	2844	3294	3621	4121	4721	5544	1.00
1.00	500	500	57.73	47.12	-	-	-	615	790	990	1215	1465	1715	2015	2365	2765	3215	3715	4215	4815	5465	1.00
1.00	560	560	-	53.29	-	-	-	-	-	896	1121	1371	1621	1921	2271	2671	3121	3621	4121	4721	5371	1.00
1.05	300	315	30.74	23.26	517	637	767	917	1092	1292	1517	1767	2017	2317	2667	3067	3517	4017	4517	5117	5767	1.05
1.05	224	236	16.90	12.89	639	759	889	1039	1214	1414	1639	1889	2139	2439	2789	3189	3639	4139	4639	5239	5889	1.05
1.06	355	375	40.24	30.74	-	547	677	827	1002	1202	1427	1677	1927	2227	2577	2977	3427	3927	4427	5027	5677	1.06
1.06	425	450	50.14	39.27	-	-	563	713	888	1088	1313	1563	1813	2113	2463	2863	3313	3813	4313	4913	5563	1.06
1.06	236	250	19.75	14.94	618	738	868	1018	1193	1393	1618	1868	2118	2418	2768	3168	3618	4118	4618	5218	5868	1.06
1.06	500	530	58.60	47.70	-	-	-	591	766	966	1191	1441	1691	1991	2341	2741	3191	3691	4191	4791	5441	1.06
1.07	375	400	43.25	33.24	-	511	642	792	967	1167	1392	1642	1892	2192	2542	2942	3392	3892	4392	4992	5642	1.07
1.07	280	300	27.81	20.96	545	665	795	945	1120	1320	1545	1795	2045	2345	2695	3095	3545	4045	4545	5145	5795	1.07
1.11	450	500	53.19	42.16	-	-	-	654	829	1029	1254	1504	1754	2054	2404	2804	3254	3754	4254	4854	5504	1.11
1.12	425	475	50.78	39.70	-	-	543	693	868	1068	1293	1543	1793	2093	2443	2843	3293	3793	4293	4893	5543	1.12
1.12	335	375	37.74	28.62	442	562	692	842	1017	1217	1443	1693	1943	2243	2593	2993	3443	3943	4443	5043	5693	1.12
1.12	250	280	23.01	17.31	584	704	834	984	1159	1359	1584	1834	2084	2384	2734	3134	3584	4084	4584	5184	5834	1.12
1.12	500	560	60.11	48.13	-	-	-	-	742	942	1168	1418	1668	1968	2318	2718	3168	3668	4168	4768	5418	1.12
1.13	560	630	-	54.30	-	-	-	-	-	840	1065	1315	1565	1866	2216	2616	3066	3566	4066	4666	5316	1.13
1.13	355	400	40.88	31.17	-	527	657	807	982	1182	1407	1657	1907	2207	2557	2957	3407	3907	4407	5007	5657	1.13
1.13	265	300	25.76	19.36	556	676	806	956	1131	1331	1556	1806	2056	2356	2706	3106	3556	4056	4556	5156	5806	1.13
1.18	475	560	56.72	45.40	-	-	-	586	761	962	1187	1437	1687	1987	2337	2737	3187	3687	4187	4787	5437	1.18
1.18	224	265	18.10	13.69	616	736	866	1016	1191	1391	1616	1866	2116	2416	2766	3166	3616	4116	4616	5216	5866	1.18
1.18	300	355	31.94	24.09	485	605	735	885	1060	1261	1486	1736	1986	2286	2636	3036	3486	3986	4486	5086	5736	1.18
1.19	400	475	47.97	37.08	-	-	562	712	887	1087	1313	1563	1813	2113	2463	2863	3313	3813	4313	4913	5563	1.19
1.19	265	315	26.31	19.72	544	664	794	944	1119	1319	1544	1794	2044	2344	2694	3094	3544	4044	4544	5144	5794	1.19
1.19	315	375	35.02	26.39	457	578	708	858	1033	1233	1458	1708	1958	2258	2608	3008	3458	3958	4458	5058	5708	1.19
1.20	355	425	41.43	31.53	-	506	637	787	962	1162	1387	1637	1887	2187	2537	2937	3388	3888	4388	4988	5638	1.20
1.20	250	300	23.56	17.67	568	688	818	968	1143	1343	1568	1818	2068	2368	2718	3118	3568	4068	4568	5168	5818	1.20
1.24	450	560	54.38	42.95	-	-	-	605	780	981	1206	1456	1706	2006	2357	2757	3207	3707	4207	4807	5457	1.24
1.25	224	280	18.65	14.05	604	724	854	1004	1179	1379	1604	1854	2104	2404	2754	3154	3604	4104	4604	5204	5854	1.25
1.25	300	375	32.49	24.42	469	589	719	869	1044	1245	1470	1720	1970	2270	2620	3020	3470	3970	4470	5070	5720	1.25
1.25	400	500	47.97	37.08	-	-	541	692	867	1067	1293	1543	1793	2093	2443	2843	3293	3793	4293	4893	5543	1.25
1.26	250	315	23.56	17.67	566	676	806	956	1131	1331	1556	1806	2056	2356	2706	3106	3556	4056	4556	5156	5806	1.26
1.26	500	630	60.66	48.49	-	-	-	685	886	1111	1361	1612	1912	2262	2662	3112	3612	4112	4712	5362	6012	1.26
1.27	315	400	35.46	26.69	437	557	687	838	1013	1213	1438	1688	1938	2238	2588	2988	3438	3938	4438	5038	5688	1.27
1.27	236	300	21.38	16.03	578	699	829	979	1154	1354	1579	1829	2079	2379	2729	3129	3579	4079	4579	5179	5829	1.27
1.32	425	560	51.77	40.36	-	-	-	623	799	999	1225	1475	1725	2026	2376	2776	3226	3726	4226	4826	5476	1.32
1.33	300	400	39.93	24.72	448	568	699	849	1024	1224	1450	1700	1950	2250	2600	3000	3450	3950	4450	5050	5700	1.33
1.33	375	500	44.88	34.33	-	-	560	710	896	1086	1312	1562	1812	2112	2462	2862	3312	3812	4312	4912	5562	1.33
1.33	236	315	21.38	16.03	566	686	817	967	1142	1342	1567	1817	2067	2367	2717	3117	3567	4067	4567	5167	5817	1.33
1.34	355	475	38.73	31.83	-	-	595	746	921	1122	1347	1597	1847	2148	2498	2898	3348	3848	4348	4948	5598	1.34
1.34	250	335	24.00	17.97	539	659	790	940	1115	1315	1540	1790	2040	2340	2690	3090	3541	4041	4541	5141	5791	1.34
1.35	315	425	35.46	26.69	-	536	667	817	993	1193	1418	1668	1918	2218	2569	2969	3419	3919	4419	5019	5669	1.35
1.40	400	560	48.84	37.66	-	-	641	817	1018	1244	1494	1745	2045	2395	2795	3245	3746	4246	4846	5496	6146	1.40
1.40	450	630	55.16	43.53	-	-	-	722	923	1149	1399	1650	1950	2300	2701	3151	3651	4151	4751	5401	6051	1.40
1.41	224	315	19.52	14.63	575	695	826	976	1151	1351	1576	1826	2076	2376	2727	3127	3577	4077	4577	5177	5827	1.41
1.41	355	500	42.30	32.11	-	-	574	725	901	1101	1327	1577	1827	2128	2478	2878	3328	3828	4328	4928	5578	1.41
1.42	335	475	39.16	29.56	-	479	610	761	937	1137	1362	1613	1863	2163	2513	2913	3363	3864	4364	4964	5614	1.42
1.42	250	355	24.43	18.25	522	643	773	924	1099	1299	1524	1774	2024	2324	2675	3075	3525	4025	4525	5125	5775	1.42
1.43	315	450	35.89	26.97	-	515	646	797	972	1173	1398	1648	1898	2198	2549	2949	3399	3899	4399	4999	5649	1.43
1.43	560	800	-	55.24	-	-	-	-	-	925	1176	1427	1728	2079	2479	2930	3430	3931	4531	5181	5831	1.43
1.48	425	630	52.20	40.64	-	-	-	740	941	1167	1418	1669	1969	2320	2720	3170	3670	4171	4771	5421	6071	1.48
1.49	335	500	39.16	29.56	-	-	589	740	916	1116	1342	1592	1843	2143	2493	2893	3344	3844	4344	4944	5594	1.49
1.49	375	560	45.31	34.61	-	-	-	660	836	1037	1263	1513	1764	2064	2414	2815	3265	3765	4265	4865	5515	1.49
1.50																						

Centre Distances SPC, XPC, QXPC Wedge Belt Drives



Section 2

Combined Arc and Belt Length Correction Factor					0.80	0.85	0.90	0.95	1.00	1.05	1.10	1.15										
Speed Ratio	Pitch Diameter of Pulleys		Power per SPC Belt (kW)		BELT LENGTH								SPC ONLY				Speed Ratio					
	Driver	Driven	1440 rev/min	960 rev/min	2000	2240	2500	2800	3150	3550	4000	4500	5000	5600	6300	7100		8000	9000	10000	11200	12500
1.68	315	530	36.26	27.22	-	-	577	729	905	1106	1332	1583	1834	2134	2484	2885	3335	3835	4335	4936	5586	1.68
1.69	236	400	22.18	16.56	494	615	746	897	1073	1273	1498	1749	1999	2299	2649	3050	3500	4000	4500	5100	5750	1.69
1.70	280	475	30.24	22.58	-	518	650	801	977	1178	1404	1654	1905	2205	2555	2956	3406	3906	4406	5006	5656	1.70
1.70	250	425	24.80	18.50	462	584	715	866	1041	1242	1468	1718	1968	2268	2619	3019	3469	3969	4469	5069	5716	1.70
1.77	300	530	33.73	25.25	-	-	587	740	916	1118	1344	1594	1845	2145	2496	2896	3346	3847	4347	4947	5597	1.77
1.77	355	630	42.67	33.36	-	-	-	611	790	992	1219	1470	1721	2022	2373	2773	3224	3724	4225	4825	5475	1.77
1.78	315	560	36.26	27.22	-	-	549	702	880	1081	1307	1558	1809	2110	2460	2861	3311	3811	4311	4912	5562	1.78
1.78	450	800	55.62	43.78	-	-	-	-	774	1003	1257	1509	1810	2162	2563	3014	3514	4015	4615	5266	5916	1.78
1.79	280	500	30.24	22.58	-	495	628	780	956	1157	1383	1634	1884	2185	2535	2936	3386	3886	4386	4986	5637	1.79
1.79	560	1000	-	55.49	-	-	-	-	-	1001	1256	1560	1913	2315	2767	3268	3769	4370	5021	5771	6521	1.79
1.80	250	450	24.80	18.50	439	562	693	845	1021	1221	1447	1698	1948	2248	2599	2999	3449	3949	4449	5050	5700	1.80
1.80	236	426	22.18	16.56	472	594	725	876	1052	1253	1478	1729	1979	2279	2629	3030	3480	3980	4480	5080	5730	1.80
1.87	300	560	33.73	25.25	-	-	560	713	890	1092	1318	1570	1820	2121	2471	2872	3322	3823	4323	4923	5573	1.87
1.88	335	630	39.53	29.81	-	-	-	625	804	1007	1234	1485	1736	2037	2388	2789	3239	3740	4240	4840	5490	1.88
1.88	425	800	52.57	40.89	-	-	-	-	791	1021	1275	1527	1829	2180	2582	3033	3533	4034	4635	5285	5935	1.88
1.89	280	530	30.24	22.58	-	467	601	754	931	1132	1358	1609	1860	2161	2511	2911	3362	3862	4362	4963	5613	1.89
1.90	250	475	24.80	18.50	-	539	671	823	1000	1201	1426	1677	1928	2228	2578	2979	3429	3929	4429	5030	5680	1.90
1.91	236	450	22.18	16.56	449	571	703	855	1031	1232	1458	1708	1959	2259	2609	3010	3460	3960	4460	5060	5710	1.91
2.00	265	530	27.75	20.75	-	478	612	764	942	1143	1370	1621	1891	2172	2523	2923	3373	3874	4374	4974	5624	2.00
2.00	315	630	36.49	27.42	-	-	-	639	818	1021	1248	1500	1751	2052	2403	2804	3254	3755	4255	4856	5506	2.00
2.00	500	1000	62.10	49.52	-	-	-	-	-	-	1043	1298	1603	1957	2359	2811	3313	3814	4415	5066	5716	2.00
2.01	236	475	22.38	18.76	425	549	681	833	1010	1211	1437	1688	1938	2239	2589	2989	3440	3940	4440	5040	5691	2.01
2.10	300	630	33.93	25.45	-	-	649	829	1032	1259	1511	1762	2013	2314	2664	3065	3516	4017	4518	5119	5769	2.10
2.11	475	1000	58.71	46.79	-	-	-	-	-	-	1060	1316	1621	1975	2378	2830	3332	3833	4434	5085	5735	2.11
2.11	265	560	27.75	20.75	-	-	584	738	915	1118	1344	1596	1846	2147	2498	2899	3349	3850	4350	4950	5600	2.11
2.12	250	530	25.00	18.70	-	488	622	775	952	1154	1381	1632	1882	2183	2534	2934	3385	3885	4385	4986	5636	2.12
2.12	224	475	20.09	15.08	433	557	690	842	1019	1220	1446	1697	1947	2248	2598	2999	3449	3949	4450	5050	5700	2.12
2.13	375	800	45.88	35.06	-	-	-	-	825	1056	1310	1563	1866	2217	2619	3070	3571	4072	4673	5323	5973	2.13
2.22	450	1000	55.82	43.98	-	-	-	-	-	815	1077	1333	1639	1993	2396	2848	3350	3852	4453	5104	5754	2.22
2.23	224	500	20.09	15.08	-	534	667	820	997	1199	1425	1676	1927	2227	2578	2978	3429	3929	4430	5030	5680	2.23
2.23	560	1250	-	55.69	-	-	-	-	-	-	-	1021	1335	1694	2101	2556	3060	3562	4165	4817	5467	2.23
2.24	250	560	25.00	18.70	-	-	594	748	926	1129	1355	1607	1858	2159	2509	2910	3361	3861	4361	4962	5612	2.24
2.25	280	630	30.44	22.78	-	-	663	842	1046	1274	1526	1777	2078	2429	2830	3281	3782	4282	4883	5533	6183	2.25
2.25	355	800	42.87	32.56	-	-	-	-	839	1070	1325	1578	1880	2232	2634	3085	3586	4087	4688	5339	5989	2.25
2.35	425	1000	52.77	41.09	-	-	-	-	-	832	1094	1351	1656	2011	2414	2867	3369	3871	4472	5123	5773	2.35
2.36	530	1250	64.03	52.67	-	-	-	-	-	-	-	1040	1355	1715	2122	2578	3082	3585	4187	4839	5489	2.36
2.37	236	560	22.38	18.76	-	467	603	758	936	1139	1366	1617	1868	2169	2520	2921	3371	3872	4372	4973	5623	2.37
2.38	265	630	27.75	20.75	-	-	515	673	853	1057	1284	1537	1788	2089	2441	2842	3292	3793	4294	4894	5544	2.38
2.39	335	800	39.73	30.01	-	-	-	642	852	1084	1339	1592	1895	2247	2649	3100	3602	4102	4703	5354	5954	2.39
2.50	224	560	20.09	15.08	-	475	611	766	945	1147	1374	1626	1877	2178	2529	2930	3381	3881	4381	4982	5632	2.50
2.50	500	1250	62.10	49.52	-	-	-	-	-	-	-	1060	1375	1736	2143	2599	3104	3607	4210	4862	5512	2.50
2.52	250	630	25.00	18.70	-	-	525	683	863	1067	1295	1548	1799	2101	2452	2853	3304	3804	4305	4906	5556	2.52
2.54	315	800	36.49	27.42	-	-	-	655	866	1098	1353	1606	1909	2262	2664	3115	3617	4118	4718	5369	5969	2.54
2.63	475	1250	58.71	46.79	-	-	-	-	-	-	-	1076	1392	1753	2161	2617	3122	3625	4228	4880	5480	2.63
2.67	375	1000	45.88	35.06	-	-	-	-	-	864	1127	1385	1692	2047	2451	2904	3406	3908	4510	5161	5761	2.67
2.67	236	630	22.38	18.76	-	-	534	692	873	1077	1305	1558	1809	2111	2462	2863	3314	3815	4316	4916	5567	2.67
2.78	450	1250	55.82	43.98	-	-	-	-	-	-	1092	1409	1770	2179	2635	3140	3644	4247	4899	5549	6149	2.78
2.81	224	630	20.09	15.08	-	-	542	700	881	1086	1314	1566	1818	2120	2471	2872	3323	3824	4325	4925	5576	2.81
2.82	355	1000	42.87	32.56	-	-	-	-	-	877	1141	1399	1706	2061	2465	2919	3421	3923	4525	5176	5776	2.82
2.86	280	800	30.44	22.78	-	-	677	889	1122	1378	1631	1935	2287	2690	3141	3643	4144	4745	5396	6046	6646	2.86
2.94	425	1250	52.77	41.09	-	-	-	-	-	-	-	1108	1425	1788	2196	2653	3158	3662	4265	4916	5516	2.94
2.99	335	1000	39.73	30.01	-	-	-	-	-	890	1154	1413	1720	2075	2480	2933	3436	3938	4540	5191	5791	2.99
3.02	265	800	27.75	20.75	-	-	687	899	1132	1388	1642	1946	2298	2701	3153	3654	4155	4756	5407	6007	6607	3.02
3.13	400	1250	49.41	38.11	-	-	-	-	-	-	-	1124	1442	1805	2214	2671	3176	3680	4284	4936	5536	3.13
3.17	315	1000	36.49	27.42	-	-	-	-	-	903	1167	1427	1734	2090	2494	2948	3451	3953	4555	5206	5806	3.17
3.20	250	800	25.00	18.70	-	-	696	909	1143	1399	1653	1956	2309	2712	3164	3665	4167	4768	5419	6019	6619	3.20
3.33	300	1000	33.93	25.45	-	-	-	-	-	912	1177	1437	1744	2100	2505	2959	3462	3964	4566	5217	5817	3.33
3.39	236	800	22.69	16.90	-	-	705	918	1152	1409	1663	1967	2320	2722	3174	3676	4177	4778	5429	6029	6629	3.39
3.52	355	1250	43.18	32.70	-	-	-	-	-	876	1153	1472	1836	2245	2703	3209	3713	4317	4970	5570	6170	3.52
3.57	224	800	20.40	15.22	-	-	516															

Power Ratings - QXPZ, QXPB Quattro PLUS Wedge Belts

POWER RATINGS - QXPZ QUATTRO PLUS WEDGE BELTS

Rev/min of faster shaft	RATED POWER (kW) PER BELT FOR SMALL PULLEY PITCH DIA (mm)																		Belt Speed (m/s)	
	56	60	63	67	71	75	80	85	90	95	100	106	112	118	125	132	140	150		
100	0.11	0.12	0.13	0.15	0.16	0.18	0.20	0.22	0.23	0.25	0.27	0.29	0.32	0.34	0.36	0.39	0.42	0.46		
500	0.42	0.49	0.55	0.62	0.68	0.75	0.84	0.92	1.01	1.09	1.18	1.28	1.38	1.47	1.59	1.71	1.84	2.00		
720	0.58	0.68	0.75	0.85	0.94	1.04	1.16	1.28	1.40	1.51	1.63	1.77	1.91	2.05	2.21	2.38	2.56	2.79		
960	0.73	0.86	0.96	1.08	1.21	1.34	1.49	1.65	1.80	1.96	2.11	2.29	2.48	2.66	2.87	3.08	3.32	3.61		
1000	0.76	0.89	0.99	1.12	1.25	1.38	1.55	1.71	1.87	2.03	2.19	2.38	2.57	2.76	2.98	3.19	3.44	3.75		
1100	0.82	0.97	1.08	1.22	1.36	1.50	1.68	1.86	2.03	2.21	2.38	2.59	2.80	3.00	3.24	3.48	3.75	4.08		
1200	0.88	1.04	1.16	1.31	1.47	1.62	1.82	2.01	2.20	2.39	2.57	2.80	3.02	3.24	3.50	3.76	4.05	4.41		
1300	0.94	1.11	1.24	1.41	1.57	1.74	1.95	2.15	2.36	2.56	2.76	3.00	3.25	3.48	3.76	4.04	4.35	4.74		
1400	1.00	1.18	1.32	1.50	1.68	1.86	2.08	2.30	2.52	2.73	2.95	3.21	3.47	3.72	4.02	4.31	4.65	5.06		
1440	1.03	1.21	1.35	1.54	1.72	1.90	2.13	2.35	2.58	2.80	3.02	3.29	3.55	3.82	4.12	4.42	4.77	5.19		
1500	1.06	1.25	1.40	1.59	1.78	1.97	2.20	2.44	2.67	2.90	3.13	3.41	3.68	3.96	4.27	4.58	4.94	5.38		
1600	1.12	1.32	1.48	1.68	1.88	2.08	2.33	2.58	2.83	3.07	3.32	3.61	3.90	4.19	4.52	4.85	5.23	5.70		
1700	1.17	1.39	1.55	1.77	1.98	2.19	2.46	2.72	2.98	3.24	3.50	3.81	4.11	4.42	4.77	5.12	5.51	6.01		
1800	1.23	1.46	1.63	1.85	2.08	2.30	2.58	2.86	3.13	3.40	3.68	4.00	4.32	4.64	5.01	5.38	5.80	6.31		
1900	1.28	1.52	1.70	1.94	2.18	2.41	2.70	2.99	3.28	3.57	3.85	4.19	4.53	4.87	5.25	5.64	6.07	6.61		
2000	1.34	1.59	1.78	2.03	2.27	2.52	2.82	3.13	3.43	3.73	4.03	4.38	4.74	5.09	5.49	5.89	6.35	6.91		
2100	1.39	1.65	1.85	2.11	2.37	2.63	2.94	3.26	3.58	3.89	4.20	4.57	4.94	5.31	5.73	6.15	6.62	7.21		
2200	1.44	1.72	1.92	2.19	2.46	2.73	3.06	3.39	3.72	4.05	4.37	4.76	5.14	5.52	5.96	6.40	6.89	7.50		
2300	1.49	1.78	1.99	2.28	2.56	2.84	3.18	3.53	3.87	4.21	4.54	4.94	5.34	5.74	6.19	6.64	7.15	7.78		
2400	1.55	1.84	2.06	2.36	2.65	2.94	3.30	3.66	4.01	4.36	4.71	5.13	5.54	5.95	6.42	6.89	7.42	8.07		
2500	1.60	1.90	2.13	2.44	2.74	3.04	3.41	3.78	4.15	4.52	4.88	5.31	5.73	6.16	6.65	7.13	7.67	8.34		
2600	1.65	1.96	2.20	2.52	2.83	3.14	3.53	3.91	4.29	4.67	5.04	5.49	5.93	6.36	6.87	7.37	7.93	8.62		
2700	1.69	2.02	2.27	2.60	2.92	3.24	3.64	4.04	4.43	4.82	5.20	5.66	6.12	6.57	7.09	7.60	8.18	8.89		
2800	1.74	2.08	2.34	2.67	3.01	3.34	3.75	4.16	4.57	4.97	5.37	5.84	6.31	6.77	7.30	7.83	8.42	9.15		
2880	1.78	2.13	2.39	2.74	3.08	3.42	3.84	4.26	4.67	5.09	5.49	5.98	6.46	6.93	7.48	8.01	8.62	9.36		
2900	1.79	2.14	2.40	2.75	3.10	3.44	3.86	4.28	4.70	5.11	5.52	6.01	6.49	6.97	7.52	8.06	8.67	9.41		
3000	1.84	2.20	2.47	2.83	3.18	3.54	3.97	4.41	4.84	5.26	5.68	6.18	6.68	7.17	7.73	8.28	8.91	9.67		
3200	1.93	2.31	2.60	2.98	3.35	3.73	4.19	4.65	5.10	5.55	5.99	6.52	7.04	7.55	8.14	8.72	9.37	10.17		
3400	2.02	2.42	2.73	3.13	3.52	3.91	4.40	4.88	5.36	5.83	6.29	6.85	7.39	7.93	8.54	9.15	9.83	10.65		
3600	2.11	2.53	2.85	3.27	3.69	4.10	4.61	5.11	5.61	6.10	6.59	7.17	7.73	8.29	8.93	9.56	10.26	11.11		
3800	2.19	2.64	2.97	3.41	3.85	4.28	4.81	5.34	5.86	6.37	6.88	7.48	8.07	8.65	9.31	9.96	10.68	11.55	30	
4000	2.28	2.74	3.09	3.55	4.00	4.45	5.01	5.56	6.10	6.63	7.16	7.78	8.39	8.99	9.67	10.34	11.08	11.97		
4200	2.36	2.84	3.20	3.68	4.16	4.62	5.20	5.77	6.33	6.89	7.43	8.07	8.70	9.32	10.02	10.71	11.46	12.37		
4300	2.40	2.89	3.26	3.75	4.23	4.71	5.30	5.88	6.45	7.01	7.56	8.22	8.86	9.48	10.19	10.88	11.65	12.56		
4400	2.44	2.94	3.32	3.81	4.31	4.79	5.39	5.98	6.56	7.13	7.70	8.36	9.01	9.64	10.36	11.06	11.83	12.75		
4500	2.47	2.99	3.37	3.88	4.38	4.87	5.48	6.08	6.67	7.25	7.83	8.50	9.15	9.79	10.52	11.23	11.90	12.93		
4600	2.51	3.04	3.43	3.94	4.45	4.95	5.57	6.18	6.78	7.37	7.95	8.63	9.30	9.95	10.68	11.39	12.17	13.10		
4800	2.59	3.13	3.53	4.07	4.59	5.11	5.75	6.38	7.00	7.61	8.20	8.90	9.58	10.24	10.99	11.71	12.50	13.43		40
5000	2.66	3.22	3.64	4.19	4.73	5.27	5.93	6.57	7.21	7.83	8.44	9.16	9.85	10.52	11.28	12.01	12.80	13.74		
5200	2.73	3.31	3.74	4.31	4.87	5.42	6.10	6.76	7.41	8.05	8.67	9.40	10.11	10.79	11.56	12.29	13.09	14.01		
5400	2.80	3.40	3.84	4.42	5.00	5.57	6.26	6.94	7.61	8.26	8.90	9.64	10.35	11.05	11.82	12.56	13.35	14.27		
5600	2.86	3.48	3.93	4.54	5.13	5.71	6.42	7.12	7.80	8.46	9.11	9.86	10.59	11.29	12.07	12.80	13.59	14.49		
5800	2.93	3.56	4.03	4.64	5.25	5.85	6.58	7.29	7.98	8.66	9.32	10.08	10.81	11.51	12.29	13.03	13.81	14.69		
6000	2.99	3.64	4.12	4.75	5.37	5.98	6.72	7.45	8.16	8.85	9.51	10.28	11.02	11.73	12.51	13.23	14.00	14.86		

POWER RATINGS - QXPB QUATTRO PLUS WEDGE BELTS

Rev/min of faster shaft	RATED POWER (kW) PER BELT FOR SMALL PULLEY PITCH DIA (mm)																		Belt Speed (m/s)	
	112	118	125	132	140	150	160	170	180	190	200	212	224	236	250	265	280	300		315
100	0.57	0.63	0.70	0.77	0.85	0.95	1.05	1.16	1.26	1.36	1.46	1.58	1.69	1.81	1.95	2.10	2.25	2.44	2.59	
500	2.35	2.64	2.96	3.29	3.66	4.13	4.59	5.05	5.51	5.96	6.42	6.96	7.50	8.04	8.67	9.33	10.00	10.88	11.54	
720	3.23	3.63	4.09	4.55	5.07	5.72	6.37	7.02	7.66	8.30	8.94	9.70	10.45	11.20	12.08	13.01	13.93	15.15	16.06	
960	4.14	4.66	5.26	5.86	6.54	7.39	8.23	9.07	9.91	10.74	11.56	12.55	13.53	14.50	15.62	16.81	18.00	19.56	20.72	
1000	4.28	4.82	5.45	6.07	6.78	7.66	8.54	9.41	10.27	11.13	11.99	13.01	14.02	15.03	16.19	17.43	18.65	20.27	21.46	
1100	4.64	5.23	5.91	6.59	7.37	8.33	9.28	10.23	11.18	12.11	13.04	14.15	15.25	16.34	17.60	18.94	20.26	22.00	23.29	
1200	5.00	5.63	6.37	7.11	7.95	8.99	10.02	11.04	12.06	13.07	14.07	15.27	16.45	17.62	18.98	20.41	21.83	23.69	25.06	
1300	5.34	6.03	6.82	7.61	8.51	9.63	10.74	11.84	12.93	14.01	15.09	16.36	17.63	18.88	20.32	21.85	23.35	25.33	26.78	
1400	5.68	6.41	7.27	8.11	9.07	10.26	11.45	12.62	13.78	14.93	16.08	17.43	18.78	20.10	21.63	23.24	24.83	26.91	28.43	
1440	5.82	6.57	7.44	8.31	9.29	10.52	11.73	12.93	14.12	15.30	16.47	17.86	19.23	20.58	22.15	23.79	25.41	27.52	29.07	
1500	6.01	6.79	7.70	8.60	9.62	10.89	12.14	13.39	14.62	15.84	17.05	18.48	19.90	21.30	22.91	24.60	26.26	28.43	30.02	
1600	6.34	7.17	8.13	9.08	10.16	11.50	12.82	14.14	15.44	16.72	18.00	19.50	20.99	22.46	24.14	25.91	27.64	29.89	31.54	
1700	6.66	7.53	8.54	9.55	10.69	12.10	13.49	14.87	16.24	17.59	18.92	20.50	22.06	23.59	25.34	27.18	28.97	31.30	32.99	
1800	6.97	7.89	8.96	10.01	11.21	12.69	14.15	15.60	17.02	18.43	19.83	21.47	23.09	24.68	26.50	28.40	30.25	32.63	34.36	30
1900	7.28	8.24	9.36	10.46	11.72	13.26	14.79	16.30	17.79	19.26	20.71	22.42	24.10	25.74	27.61	29.57	31.47	33.90	35.66	

Power Ratings - QXPA, QXPC Quattro PLUS Wedge Belts



POWER RATINGS - QXPA QUATTRO PLUS WEDGE BELTS

Rev/min of faster shaft	RATED POWER (kW) PER BELT FOR SMALL PULLEY PITCH DIA (mm)																		Belt Speed (m/s)
	80	85	90	95	100	106	112	118	125	132	140	150	160	170	180	190	200	224	
100	0.24	0.27	0.30	0.34	0.37	0.41	0.44	0.48	0.53	0.57	0.62	0.68	0.75	0.81	0.87	0.93	0.99	1.14	30
500	0.98	1.13	1.27	1.42	1.56	1.74	1.91	2.09	2.29	2.49	2.71	3.00	3.28	3.56	3.84	4.12	4.40	5.06	
720	1.34	1.55	1.75	1.96	2.16	2.41	2.65	2.89	3.18	3.46	3.78	4.18	4.57	4.97	5.36	5.75	6.14	7.07	
960	1.71	1.98	2.25	2.52	2.78	3.10	3.42	3.74	4.11	4.48	4.89	5.41	5.93	6.44	6.95	7.46	7.97	9.17	
1000	1.77	2.05	2.33	2.61	2.89	3.22	3.55	3.88	4.26	4.64	5.08	5.62	6.15	6.68	7.21	7.74	8.26	9.51	
1100	1.91	2.22	2.53	2.83	3.14	3.50	3.86	4.22	4.64	5.05	5.53	6.12	6.70	7.28	7.86	8.43	9.00	10.35	
1200	2.06	2.39	2.72	3.05	3.38	3.78	4.17	4.56	5.01	5.46	5.97	6.61	7.24	7.87	8.49	9.11	9.72	11.18	
1300	2.20	2.56	2.91	3.27	3.62	4.05	4.47	4.89	5.38	5.86	6.41	7.09	7.77	8.44	9.11	9.77	10.43	11.99	
1400	2.34	2.72	3.10	3.48	3.86	4.32	4.77	5.22	5.74	6.25	6.84	7.57	8.29	9.01	9.72	10.43	11.13	12.79	
1440	2.39	2.79	3.18	3.57	3.96	4.42	4.89	5.35	5.88	6.41	7.01	7.76	8.50	9.24	9.97	10.69	11.41	13.10	
1500	2.47	2.88	3.29	3.70	4.10	4.58	5.06	5.54	6.09	6.64	7.27	8.04	8.81	9.57	10.33	11.08	11.82	13.57	
1600	2.61	3.04	3.47	3.90	4.33	4.84	5.35	5.86	6.44	7.03	7.69	8.51	9.32	10.12	10.92	11.71	12.49	14.33	
1700	2.74	3.20	3.65	4.11	4.56	5.10	5.64	6.17	6.79	7.41	8.10	8.97	9.82	10.67	11.51	12.33	13.15	15.08	
1800	2.87	3.35	3.83	4.31	4.79	5.36	5.92	6.48	7.13	7.78	8.51	9.42	10.32	11.20	12.08	12.94	13.80	15.81	
1900	2.99	3.50	4.01	4.51	5.01	5.61	6.20	6.79	7.47	8.15	8.91	9.86	10.80	11.73	12.64	13.54	14.44	16.52	
2000	3.12	3.65	4.18	4.71	5.23	5.86	6.48	7.09	7.80	8.51	9.31	10.30	11.28	12.24	13.19	14.13	15.06	17.22	
2100	3.24	3.80	4.35	4.90	5.45	6.10	6.75	7.39	8.13	8.87	9.70	10.73	11.75	12.75	13.74	14.71	15.67	17.90	
2200	3.36	3.94	4.52	5.09	5.66	6.34	7.02	7.68	8.46	9.22	10.09	11.16	12.21	13.25	14.27	15.27	16.26	18.56	
2300	3.48	4.09	4.69	5.28	5.87	6.58	7.28	7.97	8.77	9.57	10.47	11.57	12.66	13.73	14.79	15.82	16.84	19.19	
2400	3.60	4.23	4.85	5.47	6.08	6.81	7.54	8.26	9.09	9.91	10.84	11.98	13.11	14.21	15.30	16.36	17.40	19.81	
2500	3.72	4.37	5.01	5.65	6.29	7.05	7.80	8.54	9.40	10.25	11.20	12.38	13.54	14.68	15.79	16.88	17.95	20.41	
2600	3.83	4.50	5.17	5.83	6.49	7.27	8.05	8.82	9.70	10.58	11.56	12.78	13.97	15.14	16.28	17.39	18.48	20.99	
2700	3.94	4.64	5.33	6.01	6.69	7.50	8.30	9.09	10.00	10.90	11.92	13.16	14.39	15.58	16.75	17.89	19.00	21.54	
2800	4.05	4.77	5.48	6.19	6.89	7.72	8.54	9.36	10.30	11.22	12.26	13.54	14.80	16.02	17.21	18.37	19.50	22.07	
2880	4.14	4.87	5.60	6.32	7.04	7.89	8.73	9.57	10.53	11.47	12.54	13.84	15.12	16.36	17.57	18.75	19.89	22.48	
2900	4.16	4.90	5.63	6.36	7.08	7.94	8.78	9.62	10.58	11.54	12.60	13.91	15.19	16.44	17.66	18.84	19.98	22.58	
3000	4.26	5.03	5.78	6.53	7.27	8.15	9.02	9.88	10.87	11.84	12.94	14.28	15.58	16.86	18.09	19.29	20.45	23.06	
3200	4.47	5.27	6.07	6.86	7.64	8.57	9.48	10.38	11.42	12.44	13.58	14.98	16.33	17.65	18.92	20.14	21.32	23.96	
3400	4.67	5.51	6.35	7.18	8.00	8.97	9.93	10.87	11.95	13.01	14.20	15.64	17.04	18.39	19.69	20.93	22.12	24.75	
3600	4.86	5.75	6.62	7.49	8.34	9.36	10.35	11.34	12.46	13.56	14.78	16.27	17.71	19.08	20.40	21.65	22.85	25.43	
3800	5.04	5.97	6.88	7.79	8.68	9.73	10.76	11.78	12.94	14.08	15.34	16.86	18.33	19.72	21.05	22.30	23.48	25.99	
4000	5.22	6.18	7.13	8.07	9.00	10.09	11.16	12.21	13.40	14.57	15.86	17.42	18.90	20.31	21.63	22.88	24.04	26.44	
4200	5.38	6.38	7.37	8.34	9.30	10.43	11.53	12.61	13.84	15.03	16.35	17.93	19.42	20.83	22.15	23.37	24.50	26.76	
4400	5.54	6.58	7.60	8.60	9.59	10.75	11.89	12.99	14.25	15.47	16.81	18.40	19.90	21.30	22.60	23.79	24.86	26.95	
4600	5.69	6.76	7.82	8.85	9.87	11.06	12.22	13.35	14.63	15.87	17.22	18.83	20.32	21.71	22.97	24.12	25.13	27.00	
4800	5.83	6.94	8.02	9.08	10.13	11.35	12.54	13.69	14.99	16.24	17.61	19.21	20.69	22.05	23.27	24.36	25.30		
5000	5.96	7.10	8.21	9.31	10.37	11.62	12.83	14.00	15.32	16.58	17.95	19.54	21.00	22.32	23.49	24.51	25.36		
5200	6.09	7.25	8.40	9.51	10.60	11.87	13.10	14.29	15.62	16.89	18.25	19.83	21.26	22.53	23.63	24.56			
5400	6.20	7.40	8.57	9.71	10.82	12.11	13.35	14.55	15.89	17.16	18.51	20.07	21.45	22.67	23.69				
5600	6.31	7.53	8.72	9.88	11.01	12.32	13.58	14.79	16.13	17.39	18.73	20.25	21.59	22.73					
5800	6.40	7.65	8.87	10.05	11.19	12.52	13.79	15.00	16.34	17.59	18.91	20.39	21.66						
6000	6.49	7.76	9.00	10.19	11.35	12.69	13.97	15.18	16.51	17.75	19.04	20.46							

FRICION BELT DRIVES

POWER RATINGS – QXPC QUATTRO PLUS WEDGE BELTS

Rev/min of faster shaft	RATED POWER (kW) PER BELT FOR SMALL PULLEY PITCH DIA (mm)																		Belt Speed (m/s)
	200	212	224	236	250	265	280	300	315	335	355	375	400	425	450	475	500	530	
100	2.09	2.31	2.53	2.75	3.01	3.28	3.55	3.92	4.19	4.55	4.90	5.26	5.71	6.15	6.59	7.03	7.47	8.00	8.52
200	3.90	4.33	4.75	5.17	5.67	6.19	6.71	7.41	7.93	8.62	9.31	9.99	10.85	11.70	12.54	13.38	14.22	15.23	16.23
500	8.81	9.81	10.81	11.80	12.96	14.19	15.42	17.05	18.26	19.87	21.47	23.06	25.04	27.00	28.95	30.88	32.80	35.08	37.34
720	12.10	13.50	14.90	16.29	17.90	19.61	21.32	23.57	25.25	27.48	29.68	31.86	34.56	37.23	39.87	42.48	45.05	48.09	51.08
800	13.25	14.79	16.33	17.85	19.62	21.50	23.37	25.85	27.68	30.11	32.52	34.90	37.84	40.74	43.60	46.42	49.20	52.47	55.67
900	14.65	16.36	18.07	19.76	21.72	23.81	25.88	28.61	30.64	33.32	35.96	38.58	41.80	44.96	48.08	51.13	54.13	57.65	61.07
960	15.47	17.28	19.09	20.88	22.96	25.16	27.35	30.23	32.37	35.19	37.97	40.71	44.09	47.40	50.65	53.83	56.95	60.59	64.12
1000	16.01	17.89	19.76	21.62	23.77	26.05	28.31	31.29	33.50	36.41	39.28	42.11	45.58	48.99	52.32	55.58	58.76	62.48	66.07
1100	17.33	19.38	21.41	23.42	25.75	28.22	30.66	33.88	36.26	39.39	42.46	45.49	49.19	52.81	56.33	59.75	63.08	66.93	70.63
1200	18.62	20.83	23.01	25.18	27.68	30.32	32.94	36.38	38.92	42.25	45.51	48.71	52.61	56.40	60.08	63.63	67.05	70.99	74.73
1300	19.87	22.23	24.56	26.87	29.54	32.36	35.14	38.78	41.47	44.98	48.41	51.76	55.83	59.76	63.55	67.19	70.66	74.62	78.33
1400	21.08	23.59	26.07	28.52	31.34	34.32	37.25	41.09	43.91	47.58	51.16	54.64	58.85	62.88	66.74	70.41	73.89	77.79	81.39
1440	21.56	24.12	26.66	29.16	32.04	35.08	38.08	41.98	44.85	48.58	52.22	55.74	59.99	64.05	67.93	71.60	75.06	78.92	82.46
1500	22.26	24.91	27.52	30.11	33.08	36.21	39.28	43.29	46.23	50.05	53.75	57.33	61.64	65.73	69.62	73.27	76.69	80.48	83.88
1600	23.39	26.18	28.98	31.64	34.75	38.02	41.22	45.39	48.43	52.37	56.17	59.83	64.19	68.31	72.17	75.76	79.07	82.64	85.77
1700	24.49	27.40	30.28	33.10	36.34	39.74	43.07	47.37	50.50	54.54	58.41	62.12	66.50	70.60	74.38	77.85	80.98	84.27	87.02
1800	25.54	28.58	31.57	34.51	37.87	41.39	44.82	49.24	52.44	56.55	60.47	64.							

Power Ratings - CRE PLUS Cogged Raw Edge Wedge Belts

POWER RATINGS - XPZ CRE WEDGE BELTS

Rev/min of faster shaft	RATED POWER (kW) PER BELT FOR SMALL PULLEY PITCH DIA (mm)																		Belt Speed (m/s)
	56	60	63	67	71	75	80	85	90	95	100	106	112	118	125	132	140	150	
100	0.10	0.11	0.13	0.14	0.16	0.17	0.19	0.21	0.23	0.25	0.27	0.29	0.31	0.33	0.36	0.38	0.41	0.45	
500	0.38	0.45	0.50	0.57	0.64	0.71	0.79	0.88	0.96	1.04	1.12	1.22	1.32	1.42	1.53	1.65	1.78	1.94	
720	0.51	0.61	0.68	0.78	0.87	0.97	1.09	1.20	1.32	1.44	1.55	1.69	1.83	1.97	2.12	2.28	2.46	2.69	
960	0.65	0.77	0.87	0.99	1.12	1.24	1.39	1.54	1.70	1.85	2.00	2.18	2.36	2.53	2.74	2.95	3.18	3.47	
1000	0.67	0.80	0.90	1.03	1.15	1.28	1.44	1.60	1.76	1.91	2.07	2.26	2.44	2.63	2.84	3.05	3.30	3.60	
1100	0.72	0.86	0.97	1.11	1.25	1.39	1.56	1.74	1.91	2.08	2.25	2.45	2.66	2.86	3.09	3.32	3.58	3.91	
1200	0.77	0.92	1.04	1.19	1.34	1.50	1.68	1.87	2.06	2.24	2.43	2.65	2.86	3.08	3.33	3.58	3.87	4.22	
1300	0.82	0.99	1.11	1.27	1.44	1.60	1.80	2.00	2.20	2.40	2.60	2.84	3.07	3.30	3.57	3.84	4.15	4.52	
1400	0.87	1.04	1.18	1.35	1.53	1.70	1.92	2.13	2.35	2.56	2.77	3.02	3.27	3.52	3.81	4.10	4.42	4.82	
1440	0.89	1.07	1.20	1.39	1.56	1.74	1.97	2.19	2.41	2.62	2.84	3.10	3.35	3.61	3.91	4.20	4.53	4.94	
1500	0.91	1.10	1.24	1.43	1.62	1.80	2.03	2.26	2.49	2.72	2.94	3.21	3.47	3.74	4.05	4.35	4.69	5.12	
1600	0.96	1.16	1.31	1.51	1.71	1.90	2.15	2.39	2.63	2.87	3.11	3.39	3.67	3.95	4.28	4.60	4.96	5.41	
1700	1.00	1.22	1.38	1.58	1.79	2.00	2.26	2.51	2.77	3.02	3.27	3.57	3.87	4.16	4.50	4.84	5.22	5.70	
1800	1.05	1.27	1.44	1.66	1.88	2.10	2.37	2.64	2.90	3.17	3.43	3.75	4.06	4.37	4.73	5.08	5.48	5.98	
1900	1.09	1.33	1.50	1.73	1.96	2.19	2.48	2.76	3.04	3.32	3.59	3.92	4.25	4.57	4.95	5.32	5.74	6.25	
2000	1.13	1.38	1.56	1.81	2.05	2.29	2.58	2.88	3.17	3.46	3.75	4.10	4.44	4.77	5.16	5.55	5.99	6.53	
2100	1.18	1.43	1.62	1.88	2.13	2.38	2.69	3.00	3.30	3.61	3.91	4.27	4.62	4.97	5.38	5.78	6.23	6.79	
2200	1.22	1.48	1.68	1.95	2.21	2.47	2.79	3.11	3.43	3.75	4.06	4.43	4.80	5.17	5.59	6.01	6.48	7.05	
2300	1.26	1.53	1.74	2.02	2.29	2.56	2.90	3.23	3.56	3.89	4.21	4.60	4.98	5.36	5.80	6.23	6.71	7.31	
2400	1.29	1.58	1.80	2.08	2.37	2.65	3.00	3.34	3.69	4.03	4.36	4.76	5.16	5.55	6.00	6.45	6.95	7.56	
2500	1.33	1.63	1.86	2.15	2.44	2.74	3.10	3.46	3.81	4.16	4.51	4.92	5.33	5.74	6.20	6.66	7.18	7.81	
2600	1.37	1.68	1.91	2.22	2.52	2.82	3.20	3.57	3.93	4.30	4.66	5.08	5.50	5.92	6.40	6.87	7.40	8.05	
2700	1.41	1.73	1.97	2.28	2.60	2.91	3.29	3.68	4.05	4.43	4.80	5.24	5.67	6.10	6.59	7.08	7.62	8.29	
2800	1.44	1.77	2.02	2.35	2.67	2.99	3.39	3.78	4.17	4.56	4.94	5.39	5.84	6.28	6.79	7.28	7.84	8.52	
2880	1.47	1.81	2.06	2.40	2.73	3.06	3.47	3.87	4.27	4.66	5.05	5.51	5.97	6.42	6.94	7.44	8.01	8.70	
2900	1.48	1.82	2.07	2.41	2.74	3.07	3.48	3.89	4.29	4.69	5.08	5.54	6.00	6.45	6.97	7.48	8.05	8.75	
3000	1.51	1.86	2.13	2.47	2.82	3.16	3.58	3.99	4.41	4.81	5.22	5.69	6.16	6.63	7.16	7.68	8.26	8.97	
3200	1.58	1.95	2.23	2.59	2.96	3.32	3.76	4.20	4.63	5.06	5.48	5.98	6.48	6.96	7.51	8.06	8.66	9.39	
3400	1.64	2.03	2.33	2.71	3.09	3.47	3.94	4.40	4.85	5.30	5.74	6.26	6.78	7.28	7.86	8.42	9.04	9.79	
3600	1.70	2.12	2.42	2.83	3.23	3.62	4.11	4.59	5.07	5.53	5.99	6.54	7.07	7.59	8.18	8.76	9.40	10.17	
3800	1.76	2.19	2.51	2.94	3.35	3.77	4.28	4.78	5.27	5.76	6.23	6.80	7.35	7.88	8.49	9.09	9.74	10.52	
4000	1.82	2.27	2.60	3.04	3.48	3.91	4.44	4.96	5.47	5.97	6.47	7.05	7.61	8.16	8.79	9.39	10.06	10.85	
4200	1.87	2.34	2.69	3.15	3.60	4.04	4.59	5.13	5.66	6.18	6.69	7.29	7.87	8.43	9.07	9.68	10.35	11.15	
4400	1.92	2.41	2.77	3.24	3.71	4.17	4.74	5.30	5.84	6.38	6.90	7.51	8.11	8.68	9.33	9.95	10.63	11.42	
4600	1.97	2.48	2.85	3.34	3.82	4.30	4.89	5.46	6.02	6.57	7.10	7.73	8.33	8.92	9.57	10.20	10.87	11.66	
4800	2.02	2.54	2.92	3.43	3.93	4.42	5.02	5.61	6.19	6.75	7.30	7.93	8.55	9.14	9.80	10.43	11.10	11.87	
5000	2.06	2.60	3.00	3.52	4.03	4.54	5.16	5.76	6.35	6.92	7.48	8.13	8.75	9.35	10.01	10.63	11.30	12.05	
5200	2.10	2.66	3.06	3.60	4.13	4.65	5.28	5.90	6.50	7.09	7.65	8.31	8.94	9.53	10.20	10.81	11.47	12.20	
5400	2.14	2.71	3.13	3.68	4.22	4.76	5.40	6.03	6.65	7.24	7.81	8.48	9.11	9.71	10.36	10.97	11.61	12.31	
5600	2.17	2.76	3.19	3.76	4.31	4.86	5.52	6.16	6.78	7.38	7.96	8.63	9.26	9.86	10.51	11.11	11.73	12.40	
5800	2.21	2.81	3.25	3.83	4.40	4.95	5.63	6.28	6.91	7.52	8.10	8.77	9.40	10.00	10.64	11.22	11.82	12.44	
6000	2.24	2.85	3.30	3.90	4.48	5.04	5.73	6.39	7.03	7.64	8.23	8.90	9.53	10.11	10.74	11.31	11.87	12.45	

POWER RATINGS - XPB CRE WEDGE BELTS

Rev/min of faster shaft	RATED POWER (kW) PER BELT FOR SMALL PULLEY PITCH DIA (mm)																		Belt Speed (m/s)
	112	118	125	132	140	150	160	170	180	190	200	212	224	236	250	285	290	300	
100	0.51	0.57	0.64	0.71	0.79	0.89	0.99	1.09	1.18	1.28	1.38	1.49	1.61	1.72	1.85	1.99	2.14	2.32	2.46
500	1.97	2.24	2.55	2.86	3.21	3.65	4.08	4.51	4.94	5.37	5.80	6.31	6.81	7.32	7.90	8.52	9.14	9.96	10.57
720	2.64	3.01	3.45	3.88	4.37	4.98	5.58	6.19	6.78	7.38	7.97	8.67	9.37	10.07	10.88	11.73	12.58	13.71	14.54
800	2.87	3.28	3.76	4.23	4.77	5.44	6.11	6.77	7.42	8.08	8.73	9.50	10.27	11.03	11.91	12.85	13.78	15.01	15.92
900	3.14	3.60	4.13	4.66	5.26	6.00	6.74	7.48	8.21	8.93	9.65	10.51	11.36	12.20	13.18	14.21	15.23	16.58	17.58
960	3.30	3.79	4.35	4.91	5.55	6.34	7.12	7.90	8.67	9.43	10.19	11.10	12.00	12.89	13.92	15.01	16.09	17.50	18.55
1000	3.41	3.91	4.50	5.08	5.74	6.55	7.37	8.17	8.97	9.76	10.55	11.49	12.42	13.34	14.40	15.53	16.64	18.11	19.19
1100	3.67	4.21	4.85	5.48	6.20	7.09	7.97	8.85	9.71	10.58	11.43	12.44	13.45	14.45	15.59	16.81	18.00	19.58	20.73
1200	3.91	4.51	5.19	5.87	6.65	7.61	8.56	9.50	10.44	11.37	12.28	13.37	14.45	15.52	16.75	18.04	19.32	20.99	22.22
1300	4.15	4.79	5.53	6.26	7.09	8.12	9.14	10.15	11.14	12.13	13.11	14.28	15.42	16.56	17.86	19.23	20.58	22.34	23.63
1400	4.38	5.06	5.85	6.63	7.52	8.61	9.70	10.77	11.83	12.88	13.92	15.15	16.37	17.56	18.94	20.38	21.80	23.64	24.98
1440	4.47	5.17	5.98	6.78	7.68	8.81	9.92	11.01	12.10	13.18	14.24	15.49	16.73	17.95	19.35	20.83	22.27	24.14	25.50
1500	4.61	5.33	6.16	6.99	7.93	9.09	10.24	11.38	12.50	13.61	14.70	16.00	17.28	18.53	19.97	21.48	22.96	24.87	26.26
1600	4.82	5.59	6.47	7.34	8.34	9.56	10.77	11.97	13.15	14.31	15.46	16.82	18.16	19.47	20.97	22.53	24.06	26.03	27.46
1700	5.03	5.84	6.76	7.69	8.73	10.02	11.29	12.54	13.78	15.00	16.20	17.61	19.00	20.36	21.92	23.54	25.11	27.13	28.58
1800	5.23	6.08	7.05	8.02	9.11	10.46	11.79	13.10	14.39	15.66	16.90	18.38	19.82	21.22	22.83	24.49	26.10	28.16	29.63
1900	5.43	6.31	7.33	8.34	9.48	10.89	12.27	13.63	14.97	16.29	17.59	19.11	20.59	22.04	23.69	25.39	27.03	29.11	30.59
2000	5.61	6.53	7.60	8.65	9.84	11.30	12.74	14.15	15.54	16.91	18.24	19.81	21.34	22.82	24.50	26.23	27.89	29.98	31.46
2100	5.79	6.75	7.86	8.95	10.														

Power Ratings - CRE PLUS Cogged Raw Edge Wedge Belts



POWER RATINGS - XPA CRE WEDGE BELTS

Rev/min of faster shaft	RATED POWER (kW) PER BELT FOR SMALL PULLEY PITCH DIA (mm)																			Belt Speed (m/s)
	80	85	90	95	100	106	112	118	125	132	140	150	160	170	180	190	200	212	224	
100	0.22	0.25	0.28	0.32	0.35	0.39	0.43	0.47	0.52	0.57	0.62	0.69	0.75	0.82	0.88	0.95	1.01	1.09	1.17	30
500	0.81	0.96	1.11	1.27	1.42	1.60	1.78	1.96	2.17	2.38	2.62	2.91	3.21	3.50	3.79	4.08	4.37	4.71	5.05	
720	1.07	1.29	1.50	1.72	1.93	2.18	2.46	2.69	2.98	3.27	3.61	4.02	4.43	4.83	5.24	5.64	6.04	6.52	6.99	
960	1.33	1.61	1.89	2.17	2.45	2.78	3.11	3.44	3.82	4.20	4.63	5.16	5.69	6.22	6.74	7.26	7.78	8.39	9.00	
1000	1.37	1.67	1.96	2.25	2.53	2.88	3.22	3.56	3.96	4.35	4.79	5.35	5.90	6.44	6.98	7.52	8.05	8.69	9.32	
1100	1.47	1.79	2.11	2.43	2.74	3.11	3.49	3.86	4.29	4.72	5.20	5.80	6.40	6.99	7.58	8.16	8.74	9.43	10.11	
1200	1.57	1.92	2.26	2.60	2.94	3.35	3.75	4.15	4.61	5.08	5.60	6.25	6.90	7.53	8.17	8.79	9.42	10.15	10.88	
1300	1.66	2.04	2.40	2.77	3.14	3.57	4.01	4.44	4.93	5.43	5.99	6.69	7.38	8.06	8.74	9.41	10.07	10.86	11.63	
1400	1.75	2.15	2.55	2.94	3.33	3.79	4.26	4.72	5.25	5.78	6.38	7.12	7.85	8.58	9.30	10.01	10.71	11.54	12.36	
1440	1.79	2.20	2.60	3.00	3.40	3.88	4.35	4.83	5.37	5.91	6.53	7.29	8.04	8.78	9.52	10.24	10.96	11.81	12.65	
1500	1.84	2.26	2.68	3.10	3.52	4.01	4.50	4.99	5.56	6.12	6.75	7.54	8.32	9.08	9.84	10.59	11.33	12.21	13.07	
1600	1.92	2.37	2.82	3.26	3.70	4.22	4.74	5.26	5.86	6.45	7.12	7.95	8.77	9.58	10.38	11.16	11.94	12.86	13.76	
1700	2.01	2.48	2.95	3.41	3.88	4.43	4.98	5.52	6.15	6.77	7.48	8.35	9.21	10.06	10.89	11.72	12.53	13.48	14.42	
1800	2.08	2.58	3.07	3.57	4.05	4.63	5.21	5.78	6.44	7.09	7.83	8.74	9.64	10.53	11.40	12.26	13.10	14.09	15.06	
1900	2.16	2.68	3.20	3.71	4.22	4.83	5.43	6.03	6.72	7.40	8.18	9.13	10.06	10.98	11.89	12.78	13.65	14.68	15.68	
2000	2.23	2.78	3.32	3.86	4.39	5.02	5.65	6.28	7.00	7.71	8.51	9.50	10.47	11.43	12.37	13.29	14.19	15.24	16.27	
2100	2.30	2.87	3.44	4.00	4.55	5.21	5.87	6.52	7.27	8.01	8.84	9.87	10.87	11.86	12.83	13.77	14.70	15.78	16.83	
2200	2.37	2.96	3.55	4.13	4.71	5.40	6.08	6.75	7.53	8.30	9.16	10.22	11.26	12.28	13.27	14.25	15.19	16.30	17.37	
2300	2.44	3.05	3.66	4.27	4.87	5.58	6.28	6.98	7.79	8.58	9.47	10.57	11.64	12.68	13.70	14.70	15.67	16.79	17.88	
2400	2.50	3.14	3.77	4.40	5.02	5.76	6.48	7.21	8.04	8.85	9.77	10.90	12.00	13.07	14.12	15.14	16.12	17.26	18.36	
2500	2.56	3.22	3.87	4.52	5.16	5.93	6.68	7.42	8.28	9.12	10.07	11.22	12.35	13.45	14.52	15.55	16.55	17.71	18.81	
2600	2.61	3.30	3.97	4.64	5.31	6.09	6.87	7.63	8.52	9.38	10.35	11.54	12.69	13.81	14.90	15.95	16.96	18.12	19.23	
2700	2.67	3.37	4.07	4.76	5.45	6.25	7.05	7.84	8.75	9.63	10.63	11.84	13.02	14.16	15.26	16.33	17.35	18.52	19.62	
2800	2.72	3.45	4.17	4.88	5.58	6.41	7.23	8.04	8.97	9.88	10.90	12.13	13.33	14.49	15.61	16.68	17.71	18.88	19.98	
2880	2.76	3.50	4.24	4.97	5.68	6.53	7.37	8.20	9.14	10.07	11.10	12.36	13.58	14.75	15.87	16.95	17.98	19.15	20.24	
3000	2.82	3.59	4.35	5.10	5.84	6.71	7.57	8.42	9.39	10.34	11.40	12.69	13.92	15.11	16.25	17.33	18.36	19.52	20.59	
3200	2.90	3.71	4.51	5.30	6.08	6.99	7.89	8.78	9.79	10.77	11.87	13.19	14.45	15.66	16.81	17.89	18.91	20.04	21.07	
3400	2.98	3.83	4.66	5.49	6.30	7.25	8.19	9.11	10.15	11.17	12.29	13.64	14.93	16.15	17.29	18.36	19.35	20.43	21.39	
3600	3.05	3.93	4.80	5.66	6.50	7.49	8.46	9.41	10.49	11.53	12.68	14.05	15.34	16.56	17.69	18.73	19.68	20.69	21.56	
3800	3.10	4.02	4.93	5.82	6.69	7.71	8.71	9.69	10.79	11.85	13.02	14.40	15.69	16.89	18.00	19.00	19.89	20.81	21.57	
4000	3.14	4.10	5.04	5.96	6.86	7.91	8.94	9.93	11.05	12.13	13.31	14.70	15.98	17.15	18.21	19.16	19.98	20.79	21.40	
4200	3.18	4.16	5.13	6.08	7.00	8.09	9.13	10.15	11.29	12.38	13.56	14.93	16.19	17.33	18.34	19.21	19.93	20.61	21.06	
4400	3.20	4.22	5.21	6.18	7.13	8.24	9.30	10.33	11.48	12.58	13.76	15.11	16.34	17.42	18.36	19.14	19.75	20.27	20.52	
4600	3.21	4.25	5.28	6.27	7.24	8.36	9.45	10.49	11.64	12.74	13.90	15.23	16.41	17.42	18.27	18.95	19.43	19.76	19.80	
4800	3.21	4.28	5.32	6.34	7.33	8.47	9.56	10.61	11.76	12.85	13.99	15.28	16.40	17.34	18.08	18.63	18.97	19.08	18.86	
5000	3.19	4.29	5.36	6.39	7.39	8.54	9.65	10.69	11.84	12.91	14.03	15.27	16.31	17.15	17.78	18.18	18.35	18.22	17.72	
5200	3.16	4.28	5.37	6.42	7.43	8.60	9.70	10.75	11.88	12.93	14.01	15.19	16.14	16.87	17.36	17.60	17.57	17.17	16.35	
5400	3.12	4.27	5.37	6.43	7.45	8.62	9.72	10.76	11.88	12.90	13.94	15.03	15.88	16.49	16.82	16.87	16.63	15.93	14.76	
5600	3.07	4.23	5.35	6.42	7.45	8.62	9.72	10.74	11.83	12.82	13.80	14.80	15.54	15.99	16.15	16.00	15.52	14.48	12.93	
5800	3.01	4.18	5.31	6.39	7.42	8.59	9.67	10.68	11.74	12.68	13.60	14.50	15.10	15.39	15.36	14.98	14.23	12.83	10.85	
6000	2.93	4.12	5.25	6.34	7.37	8.52	9.60	10.58	11.60	12.49	13.34	14.12	14.57	14.68	14.43	13.80	12.76	10.96	8.52	

FRICION BELT DRIVES

POWER RATINGS - XPC CRE WEDGE BELTS

Rev/min of faster shaft	RATED POWER (kW) PER BELT FOR SMALL PULLEY PITCH DIA (mm)																			Belt Speed (m/s)
	200	212	224	236	250	265	280	300	315	335	355	375	400	425	450	475	500	530	560	
100	1.75	1.97	2.20	2.43	2.69	2.98	3.26	3.63	3.91	4.28	4.65	5.02	5.47	5.93	6.38	6.83	7.28	7.82	8.36	30
500	6.71	7.73	8.74	9.75	10.92	12.16	13.40	15.04	16.27	17.89	19.49	21.09	23.07	25.03	26.98	28.90	30.81	33.07	35.31	
720	8.95	10.36	11.77	13.16	14.78	16.50	18.21	20.46	22.14	24.35	26.54	28.71	31.38	34.02	36.61	39.16	41.68	44.64	47.53	
800	9.70	11.25	12.79	14.32	16.10	17.98	19.85	22.31	24.14	26.55	28.93	31.28	34.18	37.02	39.82	42.56	45.25	48.40	51.48	
900	10.60	12.32	14.02	15.72	17.68	19.76	21.81	24.52	26.53	29.18	31.78	34.35	37.49	40.58	43.59	46.53	49.40	52.75	55.99	
960	11.11	12.93	14.73	16.52	18.59	20.78	22.95	25.80	27.91	30.69	33.42	36.10	39.38	42.59	45.72	48.76	51.72	55.16	58.46	
1000	11.45	13.33	15.20	17.05	19.19	21.45	23.69	26.63	28.81	31.67	34.47	37.23	40.60	43.88	47.08	50.18	53.19	56.67	60.00	
1100	12.25	14.29	16.31	18.31	20.62	23.06	25.47	28.63	30.96	34.02	37.01	39.93	43.49	46.94	50.27	53.49	56.58	60.12	63.47	
1200	13.01	15.20	17.37	19.51	21.98	24.59	27.16	30.52	32.99	36.22	39.37	42.43	46.14	49.72	53.15	56.43	59.55	63.08	66.37	
1300	13.72	16.06	18.37	20.65	23.27	26.03	28.75	32.29	34.89	38.26	41.55	44.72	48.55	52.21	55.68	58.97	62.07	65.51	68.65	
1400	14.39	16.87	19.31	21.72	24.48	27.39	30.23	33.94	36.64	40.15	43.54	46.80	50.70	54.39	57.86	61.10	64.10	67.37	-	
1440	14.64	17.17	19.67	22.12	24.94	27.90	30.80	34.56	37.30	40.85	44.28	47.57	51.48	55.17	58.63	61.83	64.77	67.95	-	
1500	15.01	17.62	20.19	22.71	25.61	28.64	31.61	35.46	38.25	41.86	45.33	48.65	52.58	56.25	59.66	62.79	65.62	-	-	
1600	15.58	18.31	21.00	23.64	26.65	29.81	32.88	36.84	39.71	43.40	46.91	50.25	54.16	57.77	61.05	64.01	-	-	-	
1700	16.10	18.95	21.75	24.49	27.61	30.87	34.03	38.09	41.02	44.75	48.28	51.60	55.44	58.92	62.03	-	-	-	-	
1800	16.57	19.53	22.43	25.26	28.48</															

POWER RATINGS - SPZ WEDGE BELTS

Rev/min of faster shaft	RATED POWER (kW) PER BELT FOR SMALL PULLEY PITCH DIA (mm)												Belt Speed (m/s)
	63	67	71	75	80	85	90	95	100	112	125	140	
100	0.12	0.13	0.15	0.16	0.18	0.20	0.22	0.24	0.25	0.30	0.35	0.40	10
500	0.45	0.52	0.59	0.66	0.74	0.82	0.91	0.99	1.07	1.27	1.48	1.73	
720	0.61	0.70	0.80	0.89	1.01	1.13	1.25	1.36	1.48	1.76	2.05	2.39	
800	0.66	0.77	0.87	0.98	1.11	1.24	1.37	1.50	1.62	1.93	2.25	2.63	
900	0.73	0.85	0.96	1.08	1.23	1.37	1.51	1.66	1.80	2.14	2.50	2.92	
960	0.77	0.89	1.02	1.14	1.29	1.45	1.60	1.75	1.90	2.26	2.65	3.09	
1000	0.79	0.92	1.05	1.18	1.34	1.50	1.66	1.81	1.97	2.34	2.74	3.20	
1100	0.85	1.00	1.14	1.28	1.45	1.63	1.80	1.97	2.14	2.55	2.98	3.48	
1200	0.92	1.07	1.22	1.37	1.56	1.75	1.94	2.12	2.31	2.75	3.22	3.75	
1300	0.98	1.14	1.30	1.47	1.67	1.87	2.07	2.27	2.47	2.94	3.45	4.02	
1400	1.03	1.21	1.39	1.56	1.78	1.99	2.21	2.42	2.63	3.14	3.68	4.29	
1440	1.06	1.24	1.42	1.60	1.82	2.04	2.26	2.48	2.70	3.22	3.77	4.40	
1500	1.09	1.28	1.47	1.65	1.88	2.11	2.34	2.57	2.79	3.33	3.90	4.55	
1600	1.15	1.35	1.54	1.74	1.99	2.23	2.47	2.71	2.95	3.52	4.12	4.81	
1700	1.20	1.41	1.62	1.83	2.09	2.34	2.60	2.85	3.11	3.70	4.34	5.06	
1800	1.25	1.48	1.70	1.92	2.19	2.46	2.73	2.99	3.26	3.89	4.55	5.31	
1900	1.31	1.54	1.77	2.00	2.29	2.57	2.85	3.13	3.41	4.07	4.77	5.56	
2000	1.36	1.60	1.84	2.08	2.38	2.68	2.97	3.27	3.56	4.24	4.97	5.80	
2100	1.41	1.66	1.92	2.17	2.48	2.79	3.10	3.40	3.70	4.42	5.18	6.03	
2200	1.46	1.72	1.99	2.25	2.57	2.90	3.21	3.53	3.85	4.59	5.38	6.27	
2300	1.51	1.78	2.06	2.33	2.67	3.00	3.33	3.66	3.99	4.76	5.58	6.49	
2400	1.55	1.84	2.13	2.41	2.76	3.10	3.45	3.79	4.13	4.92	5.77	6.72	
2500	1.60	1.90	2.19	2.49	2.85	3.21	3.56	3.92	4.26	5.09	5.96	6.94	
2600	1.65	1.95	2.26	2.56	2.94	3.31	3.68	4.04	4.40	5.25	6.15	7.15	
2700	1.69	2.01	2.32	2.64	3.02	3.41	3.79	4.16	4.53	5.41	6.33	7.36	
2800	1.74	2.06	2.39	2.71	3.11	3.50	3.89	4.28	4.66	5.56	6.51	7.56	
2880	1.77	2.11	2.44	2.77	3.18	3.58	3.98	4.38	4.77	5.69	6.65	7.72	
2900	1.78	2.12	2.45	2.78	3.19	3.60	4.00	4.40	4.79	5.72	6.69	7.76	
3000	1.82	2.17	2.51	2.85	3.28	3.69	4.11	4.52	4.92	5.87	6.86	7.96	
3100	1.86	2.22	2.57	2.92	3.36	3.79	4.21	4.63	5.04	6.01	7.03	8.15	
3200	1.90	2.27	2.63	2.99	3.44	3.88	4.31	4.74	5.17	6.16	7.19	8.33	
3300	1.94	2.32	2.69	3.06	3.52	3.97	4.41	4.85	5.29	6.30	7.35	8.51	
3400	1.98	2.37	2.75	3.13	3.60	4.06	4.51	4.96	5.40	6.44	7.51	8.69	
3500	2.02	2.41	2.81	3.19	3.67	4.14	4.61	5.07	5.52	6.57	7.66	8.86	
3600	2.06	2.46	2.86	3.26	3.75	4.23	4.70	5.17	5.63	6.70	7.81	9.02	
3700	2.09	2.51	2.92	3.32	3.82	4.31	4.80	5.27	5.74	6.83	7.96	9.18	
3800	2.13	2.55	2.97	3.38	3.89	4.39	4.89	5.37	5.85	6.96	8.10	9.33	
3900	2.16	2.59	3.02	3.44	3.96	4.47	4.98	5.47	5.96	7.08	8.24	9.48	
4000	2.19	2.64	3.07	3.50	4.03	4.55	5.06	5.57	6.06	7.20	8.37	9.62	
4200	2.26	2.72	3.17	3.62	4.17	4.71	5.23	5.75	6.26	7.43	8.62	9.88	
4400	2.32	2.80	3.27	3.73	4.29	4.85	5.39	5.93	6.45	7.64	8.85	10.12	
4600	2.38	2.87	3.35	3.83	4.42	4.99	5.55	6.09	6.63	7.85	9.07	10.34	
4800	2.43	2.94	3.44	3.93	4.53	5.12	5.69	6.25	6.79	8.03	9.26	10.52	
5000	2.48	3.01	3.52	4.03	4.64	5.24	5.83	6.40	6.95	8.20	9.44	10.68	
5200	2.53	3.07	3.60	4.11	4.75	5.36	5.96	6.54	7.10	8.36	9.59	10.82	
5400	2.57	3.13	3.67	4.20	4.84	5.47	6.08	6.66	7.23	8.50	9.72	10.92	
5600	2.61	3.18	3.73	4.27	4.93	5.57	6.19	6.78	7.35	8.63	9.83	-	
5800	2.65	3.23	3.79	4.35	5.02	5.66	6.29	6.89	7.46	8.73	9.92	-	
6000	2.68	3.27	3.85	4.41	5.09	5.75	6.38	6.99	7.56	8.82	9.99	-	

POWER RATINGS - SPB WEDGE BELTS

Rev/min of faster shaft	RATED POWER (kW) PER BELT FOR SMALL PULLEY PITCH DIA (mm)												Belt Speed (m/s)	
	140	150	160	170	180	190	200	212	224	236	250	280		315
100	0.73	0.82	0.92	1.01	1.10	1.20	1.29	1.40	1.51	1.62	1.74	2.01	2.33	10
200	1.33	1.51	1.69	1.87	2.05	2.22	2.40	2.61	2.82	3.02	3.26	3.78	4.37	
300	1.89	2.15	2.41	2.67	2.93	3.18	3.44	3.74	4.04	4.35	4.70	5.44	6.30	
400	2.42	2.76	3.09	3.43	3.77	4.10	4.43	4.83	5.22	5.61	6.07	7.04	8.15	
500	2.92	3.33	3.75	4.16	4.57	4.98	5.39	5.87	6.36	6.84	7.39	8.58	9.94	
600	3.40	3.89	4.38	4.87	5.35	5.83	6.31	6.89	7.45	8.02	8.67	10.06	11.66	20
700	3.86	4.43	4.99	5.55	6.11	6.66	7.21	7.87	8.52	9.17	9.92	11.50	13.32	
720	3.95	4.53	5.11	5.69	6.26	6.82	7.39	8.06	8.73	9.39	10.16	11.79	13.65	
800	4.31	4.95	5.59	6.22	6.84	7.47	8.08	8.82	9.55	10.28	11.12	12.90	14.93	
900	4.75	5.46	6.16	6.86	7.56	8.25	8.93	9.75	10.56	11.36	12.29	14.25	16.47	
960	5.00	5.75	6.50	7.24	7.98	8.71	9.43	10.29	11.15	11.99	12.97	15.03	17.37	30
1000	5.17	5.95	6.72	7.49	8.25	9.01	9.76	10.65	11.53	12.41	13.42	15.55	17.96	
1100	5.58	6.42	7.27	8.10	8.93	9.75	10.56	11.52	12.48	13.43	14.52	16.80	19.39	
1200	5.97	6.89	7.79	8.69	9.58	10.46	11.34	12.37	13.40	14.41	15.57	18.01	20.75	
1300	6.36	7.34	8.31	9.27	10.22	11.16	12.09	13.19	14.28	15.36	16.59	19.17	22.05	
1400	6.73	7.77	8.81	9.83	10.84	11.84	12.82	13.99	15.14	16.27	17.57	20.28	23.28	40
1440	6.88	7.95	9.00	10.05	11.08	12.10	13.11	14.30	15.47	16.63	17.96	20.70	23.75	
1500	7.09	8.20	9.29	10.37	11.44	12.49	13.53	14.76	15.97	17.15	18.51	21.33	24.43	
1600	7.44	8.61	9.76	10.90	12.02	13.12	14.21	15.50	16.76	18.00	19.41	22.33	25.51	
1700	7.78	9.01	10.21	11.40	12.58	13.73	14.87	16.21	17.52	18.81	20.27	23.27	26.51	
1800	8.11	9.39	10.65	11.90	13.12	14.32	15.50	16.89	18.25	19.58	21.08	24.15	27.43	30
1900	8.43	9.76	11.08	12.37	13.64	14.88	16.11	17.54	18.94	20.31	21.85	24.97	28.27	
2000	8.73	10.12	11.48	12.82	14.14	15.43	16.69	18.16	19.60	20.99	22.57	25.72	29.01	
2100	9.02	10.46	11.88	13.26	14.62	15.94	17.24	18.75	20.22	21.64	23.23	26.41	29.67	
2200	9.31	10.79	12.25	13.68	15.07	16.44	17.76	19.31	20.80	22.24	23.85	27.03	30.22	
2300	9.57	11.11	12.61	14.08	15.51	16.90	18.26	19.83	21.35	22.80	24.42	27.57	30.68	40
2400	9.83	11.41	12.95	14.46	15.92	17.34	18.72	20.32	21.85	23.31	24.93	28.05	31.04	
2500	10.08	11.70	13.28	14.82	16.31	17.76	19.16	20.77	22.31	23.78	25.38	28.44	-	
2600	10.31	11.97	13.59	15.16	16.68	18.14	19.56	21.19	22.73	24.19	25.78	28.76	-	
2700	10.53	12.23	13.88	15.47	17.02	18.50	19.93	21.56	23.11	24.56	26.12	28.99	-	
2800	10.73	12.47	14.15	15.77	17.33	18.83	20.27	21.90	23.44	24.87	26.40	-	-	40
2880	10.89	12.65	14.35	15.99	17.57	19.07	20.51	22.14	23.67	25.08	26.57	-	-	
2900	10.93	12.69	14.40	16.04	17.62	19.13	20.57	22.20	23.72	25.12	26.61	-	-	
3000	11.10	12.90	14.63	16.30	17.89	19.40	20.84	22.46	23.96	25.33	26.76	-	-	

Power Ratings - SPA & SPC Wedge Belts



POWER RATINGS - SPA WEDGE BELTS

Rev/min of faster shaft	RATED POWER (kW) PER BELT FOR SMALL PULLEY PITCH DIA (mm)													Belt Speed (m/s)
	90	95	100	106	112	118	125	132	140	150	160	180	200	
100	0.26	0.30	0.33	0.37	0.41	0.44	0.49	0.53	0.59	0.65	0.71	0.84	0.96	
200	0.47	0.53	0.60	0.67	0.75	0.82	0.91	0.99	1.09	1.21	1.33	1.57	1.81	
300	0.66	0.75	0.84	0.95	1.06	1.17	1.29	1.42	1.56	1.74	1.91	2.26	2.61	
400	0.84	0.96	1.08	1.22	1.36	1.50	1.66	1.83	2.01	2.24	2.47	2.93	3.38	
500	1.01	1.15	1.30	1.47	1.65	1.82	2.02	2.22	2.45	2.73	3.01	3.57	4.13	
600	1.16	1.34	1.51	1.72	1.92	2.13	2.37	2.60	2.87	3.21	3.54	4.20	4.85	
700	1.32	1.52	1.72	1.95	2.19	2.43	2.70	2.97	3.28	3.67	4.05	4.81	5.56	
720	1.35	1.55	1.76	2.00	2.24	2.49	2.77	3.05	3.36	3.76	4.15	4.93	5.70	
800	1.46	1.69	1.91	2.18	2.45	2.72	3.03	3.33	3.68	4.12	4.55	5.41	6.25	
900	1.60	1.86	2.11	2.41	2.70	3.00	3.35	3.69	4.08	4.56	5.04	5.99	6.92	
960	1.69	1.95	2.22	2.54	2.85	3.17	3.53	3.90	4.31	4.82	5.33	6.33	7.32	
1000	1.74	2.02	2.29	2.62	2.95	3.28	3.66	4.03	4.46	4.99	5.52	6.56	7.58	
1100	1.87	2.18	2.48	2.84	3.19	3.55	3.96	4.37	4.83	5.41	5.98	7.12	8.23	
1200	2.00	2.33	2.65	3.04	3.43	3.81	4.26	4.70	5.20	5.83	6.44	7.66	8.86	
1300	2.12	2.48	2.83	3.24	3.66	4.07	4.55	5.02	5.56	6.23	6.89	8.19	9.47	
1400	2.24	2.62	2.99	3.44	3.88	4.32	4.83	5.34	5.91	6.63	7.33	8.71	10.07	
1440	2.29	2.68	3.06	3.52	3.97	4.42	4.95	5.46	6.05	6.78	7.50	8.92	10.31	
1500	2.36	2.76	3.16	3.63	4.10	4.57	5.11	5.65	6.26	7.01	7.76	9.22	10.65	
1600	2.47	2.90	3.32	3.82	4.32	4.81	5.39	5.95	6.60	7.39	8.18	9.72	11.22	
1700	2.58	3.03	3.47	4.00	4.53	5.05	5.65	6.25	6.93	7.76	8.59	10.20	11.77	
1800	2.69	3.16	3.63	4.18	4.73	5.28	5.91	6.54	7.25	8.12	8.99	10.67	12.31	
1900	2.79	3.29	3.78	4.36	4.93	5.51	6.17	6.82	7.56	8.48	9.38	11.13	12.83	
2000	2.89	3.41	3.92	4.53	5.13	5.73	6.42	7.10	7.87	8.82	9.76	11.58	13.33	
2100	2.99	3.53	4.06	4.69	5.32	5.94	6.66	7.37	8.17	9.16	10.13	12.01	13.81	
2200	3.09	3.64	4.20	4.86	5.51	6.15	6.90	7.64	8.46	9.48	10.48	12.42	14.28	
2300	3.18	3.76	4.33	5.01	5.69	6.36	7.13	7.89	8.75	9.80	10.83	12.83	14.73	
2400	3.26	3.87	4.46	5.17	5.87	6.56	7.36	8.14	9.03	10.11	11.17	13.22	15.16	
2500	3.35	3.97	4.59	5.32	6.04	6.75	7.58	8.39	9.30	10.41	11.50	13.59	15.57	
2600	3.43	4.07	4.71	5.46	6.21	6.94	7.79	8.62	9.56	10.70	11.81	13.95	15.96	
2700	3.51	4.17	4.83	5.60	6.37	7.13	8.00	8.85	9.81	10.98	12.12	14.29	16.32	
2800	3.59	4.27	4.94	5.74	6.53	7.30	8.20	9.07	10.05	11.25	12.41	14.62	16.67	
2880	3.64	4.34	5.03	5.85	6.65	7.44	8.35	9.24	10.24	11.46	12.64	14.87	16.93	
2900	3.66	4.36	5.05	5.87	6.68	7.48	8.39	9.29	10.29	11.51	12.69	14.93	17.00	
3000	3.73	4.45	5.16	6.00	6.83	7.64	8.58	9.49	10.52	11.76	12.96	15.22	17.30	
3100	3.79	4.53	5.26	6.12	6.97	7.81	8.76	9.69	10.74	12.00	13.21	15.50	17.58	
3200	3.86	4.61	5.36	6.24	7.11	7.96	8.93	9.89	10.94	12.23	13.46	15.76	17.84	
3300	3.92	4.69	5.45	6.36	7.24	8.11	9.10	10.07	11.15	12.44	13.69	16.00	18.07	
3400	3.98	4.77	5.55	6.47	7.37	8.25	9.26	10.24	11.34	12.65	13.90	16.23	18.28	
3500	4.03	4.84	5.63	6.57	7.49	8.39	9.41	10.41	11.52	12.84	14.11	16.43	18.46	
3600	4.08	4.90	5.72	6.67	7.61	8.52	9.56	10.57	11.69	13.03	14.30	16.61	18.62	
3700	4.13	4.97	5.79	6.77	7.72	8.65	9.70	10.72	11.85	13.20	14.47	16.78	18.75	
3800	4.17	5.03	5.87	6.86	7.82	8.76	9.83	10.86	12.00	13.36	14.63	16.93	18.86	
3900	4.21	5.08	5.94	6.94	7.92	8.87	9.95	11.00	12.14	13.50	14.78	17.05	-	
4000	4.25	5.13	6.00	7.02	8.01	8.98	10.07	11.12	12.27	13.64	14.91	17.15	-	


POWER RATINGS - SPC WEDGE BELTS

Rev/min of faster shaft	RATED POWER (kW) PER BELT FOR SMALL PULLEY PITCH DIA (mm)																Belt Speed (m/s)
	224	236	250	265	280	300	315	335	355	375	400	425	450	475	500	530	
100	1.99	2.20	2.45	2.72	2.99	3.34	3.60	3.96	4.31	4.65	5.09	5.52	5.95	6.38	6.80	7.31	7.82
200	3.59	4.00	4.48	4.99	5.49	6.17	6.67	7.33	8.00	8.66	9.48	10.30	11.11	11.92	12.72	13.68	14.64
300	5.04	5.64	6.33	7.07	7.81	8.78	9.51	10.48	11.44	12.39	13.58	14.76	15.93	17.10	18.26	19.64	21.01
400	6.40	7.17	8.07	9.04	9.99	11.26	12.20	13.45	14.70	15.93	17.47	18.99	20.50	22.00	23.48	25.25	27.00
500	7.67	8.62	9.72	10.90	12.06	13.61	14.76	16.28	17.80	19.30	21.16	23.00	24.82	26.63	28.42	30.54	32.64
600	8.87	9.99	11.28	12.66	14.04	15.85	17.20	18.98	20.75	22.50	24.67	26.80	28.92	31.00	33.06	35.50	37.89
700	10.00	11.29	12.77	14.35	15.92	17.98	19.52	21.55	23.56	25.54	27.99	30.40	32.77	35.11	37.40	40.11	42.75
720	10.22	11.54	13.06	14.68	16.28	18.40	19.97	22.05	24.10	26.13	28.63	31.09	33.51	35.89	38.23	40.99	43.67
800	11.08	12.52	14.19	15.95	17.71	20.02	21.73	23.99	26.22	28.42	31.12	33.77	36.37	38.93	41.42	44.34	47.18
900	12.10	13.69	15.53	17.48	19.41	21.95	23.82	26.30	28.73	31.12	34.05	36.92	39.71	42.44	45.09	48.18	51.15
960	12.68	14.36	16.30	18.35	20.38	23.05	25.02	27.61	30.16	32.66	35.71	38.69	41.58	44.39	47.12	50.27	53.29
1000	13.06	14.79	16.80	18.92	21.02	23.77	25.80	28.47	31.08	33.64	36.77	39.82	42.77	45.63	48.39	51.58	54.61
1100	13.96	15.83	18.00	20.28	22.53	25.48	27.65	30.49	33.27	35.98	39.27	42.46	45.52	48.47	51.29	54.41	57.53
1200	14.81	16.81	19.12	21.55	23.95	27.08	29.38	32.37	35.29	38.12	41.54	44.82	47.96	50.94	53.77	56.82	59.87
1300	15.59	17.72	20.17	22.74	25.27	28.56	30.97	34.09	37.12	40.05	43.56	46.90	50.05	52.92	55.79	58.69	61.59
1400	16.31	18.56	21.14	23.84	26.48	29.92	32.42	35.65	38.77	41.76	45.32	48.55	51.78	54.55	57.32	59.97	-
1440	16.59	18.88	21.50	24.25	26.94	30.43	32.96	36.23	39.37	42.38	45.91	49.11	52.32	54.92	57.73	60.25	-
1500	16.98	19.33	22.02	24.84	27.59	31.15	33.73	37.04	40.22	43.24	46.80	49.96	53.13	55.73	58.34	-	-
1600	17.58	20.03	22.83	25.75	28.59	32.24	34.88	38.25	41.45	44.47	47.99	51.03	54.08	56.45	-	-	-
1700	18.11	20.65	23.55	26.56	29.47	33.20	35.88	39.27	42.47	45.45	48.87	51.73	-	-	-	-	-
1800	18.57	21.20	24.18	27.26	30.23	34.01	36.71	39.98	43.25	46.16	49.43	-	-	-	-	-	-
1900	18.97	21.67	24.71	27.85	30.87	34.67	37.36	40.58	43.80	46.59	49.65	-	-	-	-	-	-
2000	19.29	22.05	25.15	28.34	31.37	35.18	37.84	40.96	44.09	46.72	-	-	-	-	-	-	-

NOTES: Only Fenner pulleys should be used for belt speeds between 30 and 40 m/s.
For belt speeds greater than 40 m/sec consult your authorised distributor.
Use the additional power per belt for speed ratio from pages 58 & 59

FENNER BELT TENSION INDICATOR

The high performance and efficiency of Fenner Precision Built belts requires correct tension. We recommend using the Fenner Belt Tension Indicator.



Additional Power Ratings for Speed Ratio

ADDITIONAL POWER RATINGS - SPZ, XPZ & QXPZ Belts

Rev/min of faster shaft	ADDITIONAL POWER (kW) PER BELT FOR SPEED RATIO									
	1.00 to 1.01	1.02 to 1.05	1.06 to 1.11	1.12 to 1.18	1.19 to 1.26	1.27 to 1.38	1.39 to 1.57	1.58 to 1.94	1.95 to 3.38	3.39 and over
100	0.00	0.00	0.00	0.01	0.01	0.01	0.01	0.01	0.02	0.02
500	0.00	0.01	0.02	0.03	0.04	0.05	0.06	0.07	0.08	0.08
720	0.00	0.01	0.03	0.05	0.06	0.08	0.09	0.10	0.11	0.12
800	0.00	0.01	0.03	0.05	0.07	0.08	0.10	0.11	0.12	0.13
900	0.00	0.01	0.03	0.06	0.08	0.10	0.11	0.13	0.14	0.14
960	0.00	0.01	0.04	0.06	0.08	0.10	0.12	0.13	0.15	0.15
1000	0.00	0.01	0.04	0.06	0.09	0.11	0.12	0.14	0.15	0.16
1100	0.00	0.01	0.04	0.07	0.10	0.12	0.14	0.15	0.17	0.18
1200	0.00	0.02	0.04	0.08	0.10	0.13	0.15	0.17	0.18	0.19
1300	0.00	0.02	0.05	0.08	0.11	0.14	0.16	0.18	0.20	0.21
1400	0.00	0.02	0.05	0.09	0.12	0.15	0.17	0.20	0.21	0.23
1440	0.00	0.02	0.05	0.09	0.13	0.15	0.18	0.20	0.22	0.23
1500	0.00	0.02	0.05	0.10	0.13	0.16	0.19	0.21	0.23	0.24
1600	0.00	0.02	0.06	0.10	0.14	0.17	0.20	0.22	0.24	0.26
1700	0.00	0.02	0.06	0.11	0.15	0.18	0.21	0.24	0.26	0.27
1800	0.00	0.02	0.07	0.12	0.16	0.19	0.22	0.25	0.27	0.29
1900	0.00	0.03	0.07	0.12	0.17	0.20	0.24	0.26	0.29	0.31
2000	0.00	0.03	0.07	0.13	0.17	0.21	0.25	0.28	0.30	0.32
2100	0.00	0.03	0.08	0.13	0.18	0.22	0.26	0.29	0.32	0.34
2200	0.00	0.03	0.08	0.14	0.19	0.23	0.27	0.31	0.33	0.35
2300	0.00	0.03	0.08	0.15	0.20	0.24	0.29	0.32	0.35	0.37
2400	0.00	0.03	0.09	0.15	0.21	0.25	0.30	0.33	0.36	0.39
2500	0.00	0.03	0.09	0.16	0.22	0.26	0.31	0.35	0.38	0.40
2600	0.00	0.04	0.10	0.17	0.23	0.28	0.32	0.36	0.40	0.42
2700	0.00	0.04	0.10	0.17	0.24	0.29	0.33	0.38	0.41	0.43
2800	0.00	0.04	0.10	0.18	0.24	0.30	0.35	0.39	0.43	0.45
2880	0.00	0.04	0.11	0.18	0.25	0.30	0.36	0.40	0.44	0.45
2900	0.00	0.04	0.11	0.19	0.25	0.31	0.36	0.40	0.44	0.47
3000	0.00	0.04	0.11	0.19	0.26	0.32	0.37	0.42	0.46	0.48
3100	0.00	0.04	0.11	0.20	0.27	0.33	0.38	0.43	0.47	0.50
3200	0.00	0.04	0.12	0.21	0.28	0.34	0.40	0.45	0.49	0.51
3300	0.00	0.04	0.12	0.21	0.29	0.35	0.41	0.46	0.50	0.53
3400	0.00	0.05	0.13	0.22	0.30	0.36	0.42	0.47	0.52	0.55
3500	0.00	0.05	0.13	0.22	0.31	0.37	0.43	0.49	0.53	0.56
3600	0.00	0.05	0.13	0.23	0.31	0.38	0.45	0.50	0.55	0.58
3700	0.00	0.05	0.14	0.24	0.32	0.39	0.46	0.52	0.56	0.60
3800	0.00	0.05	0.14	0.24	0.33	0.40	0.47	0.53	0.58	0.61
3900	0.00	0.05	0.14	0.25	0.34	0.41	0.48	0.54	0.59	0.63
4000	0.00	0.05	0.15	0.26	0.35	0.42	0.50	0.56	0.61	0.64
4200	0.00	0.06	0.15	0.27	0.37	0.44	0.52	0.59	0.64	0.68
4400	0.00	0.06	0.16	0.28	0.38	0.47	0.55	0.61	0.67	0.71
4600	0.00	0.06	0.17	0.30	0.40	0.49	0.57	0.64	0.70	0.74
4800	0.00	0.06	0.18	0.31	0.42	0.51	0.60	0.67	0.73	0.77
5000	0.00	0.07	0.18	0.32	0.44	0.53	0.62	0.70	0.76	0.80
5200	0.00	0.07	0.19	0.33	0.45	0.55	0.64	0.73	0.79	0.84
5400	0.00	0.07	0.20	0.35	0.47	0.57	0.67	0.75	0.82	0.87
5600	0.00	0.08	0.21	0.36	0.49	0.59	0.69	0.78	0.85	0.90
5800	0.00	0.08	0.21	0.37	0.51	0.61	0.72	0.81	0.88	0.93
6000	0.00	0.08	0.22	0.39	0.52	0.63	0.74	0.84	0.91	0.97

ADDITIONAL POWER RATINGS - SPB, XPB & QXPB BELTS

Rev/min of faster shaft	ADDITIONAL POWER (kW) PER BELT FOR SPEED RATIO									
	1.00 to 1.01	1.02 to 1.05	1.06 to 1.11	1.12 to 1.18	1.19 to 1.26	1.27 to 1.38	1.39 to 1.57	1.58 to 1.94	1.95 to 3.38	3.39 and over
100	0.00	0.01	0.02	0.04	0.04	0.06	0.07	0.07	0.08	0.08
200	0.00	0.01	0.04	0.07	0.09	0.11	0.13	0.15	0.16	0.17
300	0.00	0.02	0.06	0.10	0.14	0.17	0.20	0.22	0.24	0.25
400	0.00	0.03	0.07	0.13	0.19	0.22	0.26	0.29	0.32	0.34
500	0.00	0.04	0.09	0.17	0.23	0.28	0.33	0.37	0.40	0.43
600	0.00	0.04	0.12	0.20	0.28	0.34	0.40	0.45	0.48	0.51
700	0.00	0.05	0.13	0.24	0.33	0.39	0.46	0.52	0.57	0.59
720	0.00	0.05	0.14	0.25	0.33	0.41	0.48	0.54	0.59	0.62
800	0.00	0.06	0.16	0.28	0.37	0.45	0.53	0.60	0.65	0.69
900	0.00	0.07	0.18	0.31	0.42	0.51	0.60	0.66	0.72	0.77
960	0.00	0.07	0.19	0.32	0.44	0.54	0.62	0.70	0.77	0.81
1000	0.00	0.07	0.19	0.34	0.46	0.56	0.66	0.74	0.81	0.86
1100	0.00	0.08	0.22	0.37	0.51	0.62	0.72	0.81	0.89	0.94
1200	0.00	0.09	0.23	0.41	0.56	0.68	0.79	0.89	0.97	1.03
1300	0.00	0.09	0.25	0.44	0.60	0.73	0.86	0.96	1.05	1.11
1400	0.00	0.10	0.28	0.48	0.65	0.79	0.93	1.04	1.13	1.20
1440	0.00	0.10	0.28	0.48	0.66	0.79	0.94	1.06	1.15	1.21
1500	0.00	0.10	0.29	0.51	0.69	0.84	0.99	1.11	1.21	1.28
1600	0.00	0.11	0.31	0.54	0.75	0.90	1.05	1.19	1.29	1.37
1700	0.00	0.12	0.34	0.58	0.79	0.95	1.12	1.26	1.37	1.45
1800	0.00	0.13	0.35	0.61	0.84	1.01	1.19	1.34	1.45	1.54
1900	0.00	0.13	0.37	0.65	0.88	1.07	1.25	1.41	1.54	1.63
2000	0.00	0.14	0.39	0.68	0.93	1.13	1.32	1.48	1.62	1.71
2100	0.00	0.15	0.41	0.72	0.98	1.18	1.39	1.56	1.69	1.79
2200	0.00	0.16	0.43	0.75	1.02	1.24	1.45	1.63	1.78	1.88
2300	0.00	0.16	0.45	0.78	1.07	1.29	1.51	1.71	1.86	1.97
2400	0.00	0.17	0.47	0.82	1.11	1.35	1.58	1.78	1.94	2.05
2500	0.00	0.18	0.49	0.85	1.16	1.41	1.65	1.86	2.02	2.14
2600	0.00	0.19	0.51	0.89	1.21	1.46	1.72	1.92	2.10	2.22
2700	0.00	0.19	0.53	0.92	1.25	1.52	1.78	1.99	2.18	2.31
2800	0.00	0.20	0.54	0.95	1.29	1.57	1.84	2.07	2.26	2.39
2880	0.00	0.20	0.56	0.97	1.32	1.60	1.88	2.11	2.31	2.44
2900	0.00	0.21	0.57	0.99	1.34	1.63	1.91	2.15	2.34	2.48
3000	0.00	0.22	0.59	1.02	1.39	1.69	1.98	2.23	2.42	2.57

NOTE: Only Fenner brand pulleys should be used where belt speed falls between 30 and 40 m/s.

Additional Power Ratings for Speed Ratio



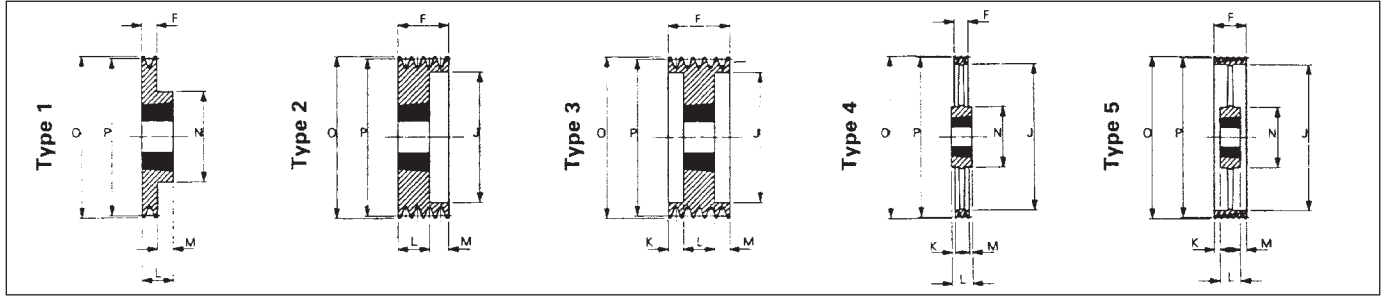
ADDITIONAL POWER RATINGS - SPA, XPA & QXPA Belts

Rev/min of faster shaft	ADDITIONAL POWER (kW) PER BELT FOR SPEED RATIO									
	1.00 to 1.01	1.02 to 1.05	1.06 to 1.11	1.12 to 1.18	1.19 to 1.26	1.27 to 1.38	1.39 to 1.57	1.58 to 1.94	1.95 to 3.38	3.39 and over
100	0.00	0.00	0.01	0.02	0.02	0.03	0.03	0.04	0.04	0.04
200	0.00	0.01	0.02	0.03	0.04	0.05	0.06	0.07	0.08	0.08
300	0.00	0.01	0.03	0.05	0.07	0.08	0.10	0.11	0.12	0.12
400	0.00	0.01	0.04	0.07	0.09	0.11	0.13	0.14	0.16	0.16
500	0.00	0.02	0.05	0.08	0.11	0.14	0.16	0.18	0.19	0.21
600	0.00	0.02	0.06	0.10	0.13	0.16	0.19	0.21	0.23	0.25
700	0.00	0.02	0.07	0.12	0.16	0.19	0.22	0.25	0.27	0.29
720	0.00	0.02	0.07	0.12	0.16	0.20	0.23	0.26	0.28	0.30
800	0.00	0.03	0.08	0.13	0.18	0.22	0.25	0.29	0.31	0.33
900	0.00	0.03	0.08	0.15	0.20	0.24	0.29	0.32	0.35	0.37
960	0.00	0.03	0.09	0.16	0.21	0.26	0.30	0.34	0.37	0.40
1000	0.00	0.03	0.09	0.16	0.22	0.27	0.32	0.36	0.39	0.41
1100	0.00	0.04	0.10	0.18	0.25	0.30	0.35	0.39	0.43	0.45
1200	0.00	0.04	0.11	0.20	0.27	0.33	0.38	0.43	0.47	0.49
1300	0.00	0.04	0.12	0.21	0.29	0.35	0.41	0.46	0.51	0.54
1400	0.00	0.05	0.13	0.23	0.31	0.38	0.44	0.50	0.54	0.58
1440	0.00	0.05	0.14	0.24	0.32	0.39	0.46	0.51	0.56	0.59
1500	0.00	0.05	0.14	0.25	0.34	0.41	0.48	0.54	0.58	0.62
1600	0.00	0.06	0.15	0.26	0.36	0.43	0.51	0.57	0.62	0.66
1700	0.00	0.06	0.16	0.28	0.38	0.46	0.54	0.61	0.66	0.70
1800	0.00	0.06	0.17	0.30	0.40	0.49	0.57	0.64	0.70	0.74
1900	0.00	0.07	0.18	0.31	0.43	0.51	0.60	0.68	0.74	0.78
2000	0.00	0.07	0.19	0.33	0.45	0.54	0.64	0.71	0.78	0.82
2100	0.00	0.07	0.20	0.35	0.47	0.57	0.67	0.75	0.82	0.87
2200	0.00	0.08	0.21	0.36	0.49	0.60	0.70	0.79	0.86	0.91
2300	0.00	0.08	0.22	0.38	0.51	0.62	0.73	0.82	0.90	0.95
2400	0.00	0.08	0.23	0.39	0.54	0.65	0.76	0.86	0.93	0.99
2500	0.00	0.09	0.24	0.41	0.56	0.68	0.79	0.89	0.97	1.03
2600	0.00	0.09	0.24	0.43	0.58	0.70	0.83	0.93	1.01	1.07
2700	0.00	0.09	0.25	0.44	0.60	0.73	0.86	0.96	1.05	1.11
2800	0.00	0.10	0.26	0.46	0.63	0.76	0.89	1.00	1.09	1.15
2880	0.00	0.10	0.27	0.47	0.64	0.78	0.91	1.03	1.12	1.19
2900	0.00	0.10	0.27	0.48	0.65	0.79	0.92	1.04	1.13	1.20
3000	0.00	0.10	0.28	0.49	0.67	0.81	0.95	1.07	1.17	1.24
3100	0.00	0.11	0.29	0.51	0.69	0.84	0.98	1.11	1.21	1.28
3200	0.00	0.11	0.30	0.53	0.72	0.87	1.02	1.14	1.25	1.32
3300	0.00	0.11	0.31	0.54	0.74	0.89	1.05	1.18	1.28	1.36
3400	0.00	0.12	0.32	0.56	0.76	0.92	1.08	1.21	1.32	1.40
3500	0.00	0.12	0.33	0.58	0.78	0.95	1.11	1.25	1.36	1.44
3600	0.00	0.12	0.34	0.59	0.81	0.98	1.14	1.29	1.40	1.48
3700	0.00	0.13	0.35	0.61	0.83	1.00	1.18	1.32	1.44	1.53
3800	0.00	0.13	0.36	0.62	0.85	1.03	1.21	1.36	1.48	1.57
3900	0.00	0.13	0.37	0.64	0.87	1.06	1.24	1.39	1.52	1.61
4000	0.00	0.14	0.38	0.66	0.89	1.08	1.27	1.43	1.56	1.65

ADDITIONAL POWER RATINGS - SPC, XPC & QXPC Belts

Rev/min of faster shaft	ADDITIONAL POWER (kW) PER BELT FOR SPEED RATIO									
	1.00 to 1.01	1.02 to 1.05	1.06 to 1.11	1.12 to 1.18	1.19 to 1.26	1.27 to 1.38	1.39 to 1.57	1.58 to 1.94	1.95 to 3.38	3.39 and over
100	0.00	0.02	0.06	0.11	0.14	0.17	0.20	0.23	0.25	0.26
200	0.00	0.04	0.12	0.21	0.29	0.35	0.41	0.46	0.50	0.53
300	0.00	0.07	0.18	0.32	0.43	0.52	0.61	0.69	0.75	0.79
400	0.00	0.09	0.24	0.42	0.57	0.70	0.81	0.92	1.00	1.06
500	0.00	0.11	0.30	0.53	0.72	0.87	1.02	1.15	1.25	1.32
600	0.00	0.13	0.36	0.63	0.86	1.04	1.22	1.37	1.50	1.59
700	0.00	0.15	0.42	0.74	1.00	1.22	1.43	1.60	1.75	1.85
720	0.00	0.16	0.43	0.76	1.03	1.25	1.46	1.65	1.80	1.90
800	0.00	0.17	0.48	0.84	1.15	1.39	1.63	1.83	2.00	2.11
900	0.00	0.20	0.54	0.95	1.29	1.56	1.85	2.06	2.25	2.38
960	0.00	0.21	0.58	1.01	1.37	1.67	1.95	2.20	2.40	2.54
1000	0.00	0.22	0.60	1.05	1.43	1.74	2.04	2.29	2.50	2.64
1100	0.00	0.24	0.66	1.16	1.57	1.91	2.24	2.52	2.75	2.91
1200	0.00	0.26	0.72	1.26	1.72	2.09	2.44	2.75	3.00	3.17
1300	0.00	0.28	0.78	1.37	1.86	2.26	2.65	2.98	3.25	3.44
1400	0.00	0.31	0.84	1.47	2.00	2.43	2.85	3.21	3.50	3.70
1440	0.00	0.31	0.87	1.51	2.06	2.50	2.93	3.30	3.60	3.81
1500	0.00	0.33	0.90	1.58	2.15	2.61	3.05	3.44	3.75	3.96
1600	0.00	0.35	0.96	1.68	2.29	2.78	3.26	3.67	4.00	4.23
1700	0.00	0.37	1.02	1.79	2.43	2.96	3.46	3.90	4.25	4.49
1800	0.00	0.39	1.08	1.89	2.58	3.13	3.66	4.12	4.50	4.76
1900	0.00	0.42	1.14	2.00	2.72	3.30	3.87	4.35	4.75	5.02
2000	0.00	0.44	1.20	2.10	2.86	3.48	4.07	4.58	5.00	5.29
2100	0.00	0.46	1.26	2.21	3.00	3.65	4.27	4.81	5.25	5.55
2200	0.00	0.48	1.32	2.31	3.15	3.83	4.48	5.04	5.50	5.82
2300	0.00	0.51	1.38	2.42	3.29	4.00	4.68	5.27	5.75	6.08
2400	0.00	0.53	1.44	2.52	3.43	4.18	4.88	5.50	6.00	6.35
2500	0.00	0.55	1.50	2.63	3.58	4.35	5.09	5.73	6.25	6.61
2600	0.00	0.57	1.56	2.73	3.72	4.52	5.29	5.95	6.50	6.88
2700	0.00	0.59	1.62	2.84	3.86	4.70	5.49	6.18	6.75	7.14
2800	0.00	0.62	1.68	2.94	4.00	4.87	5.70	6.41	7.00	7.41
2880	0.00	0.64	1.74	3.05	4.15	5.05	5.90	6.64	7.25	7.67
3000	0.00	0.66	1.80	3.15	4.29	5.22	6.11	6.87	7.50	7.94
3100	0.00	0.68	1.86	3.26	4.43	5.39	6.31	7.10	7.75	8.20
3200	0.00	0.70	1.92	3.36	4.58	5.57	6.51	7.33	8.00	8.46
3300	0.00	0.73	1.98	3.47	4.72	5.74	6.72	7.56	8.25	8.73
3400	0.00	0.75	2.04	3.57	4.86	5.92	6.92	7.79	8.50	8.99
3500	0.00	0.77	2.10	3.68	5.01	6.09	7.12	8.02	8.75	9.26
3600	0.00	0.79	2.16	3.78	5.15	6.26	7.33	8.24	9.00	9.52

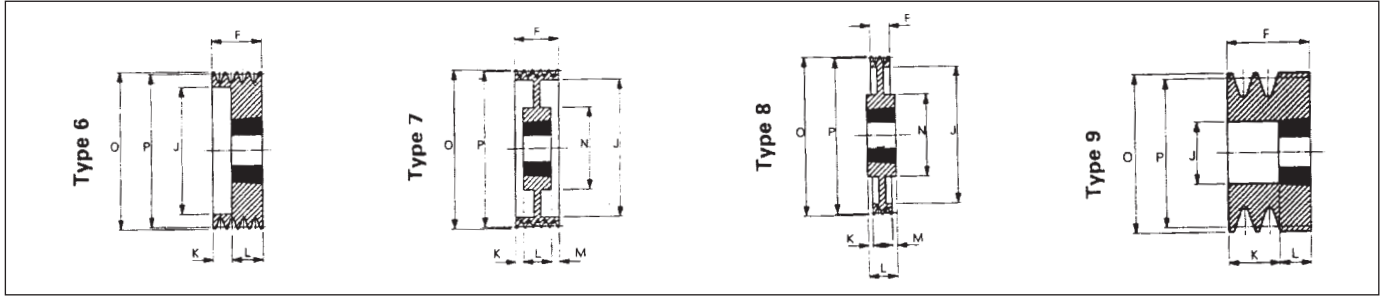
NOTE: Only Fenner brand pulleys should be used where belt speed falls between 30 and 40 m/s.



Catalogue Code	Pitch Dia (P)	No. of Grooves	Bush No.	Max. Bore		Pulley Type	F	J	K	L	M	N	Outside Dia (O)
				Metric	Inch								
031Z0041	56	1	1008	25	1	9	49	28	13	22	-	-	60
Z0042	56	2	1108	28	1/8	9	49	35	27	22	-	-	60
031Z0051	60	1	1008	25	1	9	22	-	-	22	-	-	64
Z0052	60	2	1108	28	1/8	9	28	36	27	22	-	-	64
031Z0061	63	1	1108	28	1/8	1	16	-	-	22	6	56	67
Z0062	63	2	1108	28	1/8	2	28	40	-	22	6	-	67
Z0063	63	3	1108	28	1/8	2	40	40	-	22	18	-	67
031Z0071	67	1	1108	28	1/8	1	16	-	-	22	6	60	71
Z0072	67	2	1108	28	1/8	6	28	42	6	22	-	-	71
Z0073	67	3	1108	28	1/8	6	40	42	18	22	-	-	71
031Z0081	71	1	1108	28	1/8	1	16	-	-	22	6	60	75
Z0082	71	2	1108	28	1/8	6	28	42	6	22	-	-	75
Z0083	71	3	1108	28	1/8	6	40	42	18	22	-	-	75
031Z0091	75	1	1108	28	1/8	1	16	-	-	22	6	60	79
Z0092	75	2	1210	32	1/4	6	28	51	3	25	-	-	79
Z0093	75	3	1210	32	1/4	6	40	51	15	25	-	-	79
031Z0101	80	1	1210	32	1/4	1	16	-	-	25	9	75	84
Z0102	80	2	1210	32	1/4	6	28	51	3	25	-	-	84
Z0103	80	3	1210	32	1/4	6	40	51	15	25	-	-	84
Z0104	80	4	1210	32	1/4	6	52	51	27	25	-	-	84
031Z0111	85	1	1210	32	1/4	1	16	-	-	25	9	80	89
Z0112	85	2	1610	42	1 5/8	6	28	60	3	25	-	-	89
Z0113	85	3	1610	42	1 5/8	6	40	60	15	25	-	-	89
Z0114	85	4	1610	42	1 5/8	6	52	60	27	25	-	-	89
Z0115*	85	5	1610	42	1 5/8	6	64	60	39	25	-	-	89
031Z0121	90	1	1210	32	1/4	1	16	-	-	25	9	80	94
Z0122	90	2	1610	42	1 5/8	6	28	61	3	25	-	-	94
Z0123	90	3	1610	42	1 5/8	6	40	61	15	25	-	-	94
Z0124	90	4	1610	42	1 5/8	6	52	61	27	25	-	-	94
Z0125*	90	5	1610	42	1 5/8	6	64	61	39	25	-	-	94
031Z0131	95	1	1210	32	1/4	1	16	-	-	25	9	85	99
Z0132	95	2	1610	42	1 5/8	6	28	66	3	25	-	-	99
Z0133	95	3	1610	42	1 5/8	6	40	66	15	25	-	-	99
Z0134	95	4	1610	42	1 5/8	6	52	66	27	25	-	-	99
Z0135*	95	5	1610	42	1 5/8	6	64	66	39	25	-	-	99
031Z0141	100	1	1210	32	1/4	1	16	-	-	25	9	85	104
Z0142	100	2	1610	42	1 5/8	6	28	71	3	25	-	-	104
Z0143	100	3	1610	42	1 5/8	6	40	71	15	25	-	-	104
Z0144	100	4	1610	42	1 5/8	6	52	71	27	25	-	-	104
Z0145*	100	5	2012	50	2	6	64	71	32	32	-	-	104
031Z0151	106	1	1610	42	1 5/8	1	16	-	-	25	9	92	111
Z0152	106	2	1610	42	1 5/8	6	28	76	3	25	-	-	111
Z0153	106	3	1610	42	1 5/8	6	40	76	15	25	-	-	111
Z0154	106	4	1610	42	1 5/8	6	52	76	27	25	-	-	111
Z0155*	106	5	2012	50	2	6	64	76	32	32	-	-	111
031Z0161	112	1	1610	42	1 5/8	1	16	-	-	25	9	92	116
Z0162	112	2	1610	42	1 5/8	6	28	83	3	25	-	-	116
Z0163	112	3	2012	50	2	6	40	83	8	32	-	-	116
Z0164	112	4	2012	50	2	6	52	83	20	32	-	-	116
Z0165*	112	5	2012	50	2	6	64	83	32	32	-	-	116

Type 6NR pulleys are made to catalogue dimensions, but modern manufacturing techniques result in there being no recess behind the Taper Lock bush, the J dimension is then approximately equal to the small diameter of the Taper Lock bush.
 Dimensions in millimetres unless otherwise stated. *Non-preferred pulley sizes. Pitch diameters in italic type indicate pulleys to be used with ZV-belts, XPZ & QXPZ wedge belts only.
 All envelope, prime functional and Taper Lock bush dimensions are correct at the time of publication. Non-functional dimensions may vary slightly.
 These pulleys are designed to operate at rim speeds upto 40m/sec, for higher speeds contact your local authorised distributor.

Taper Lock® Pulleys for Z, SPZ, XPZ & QXPZ Belts



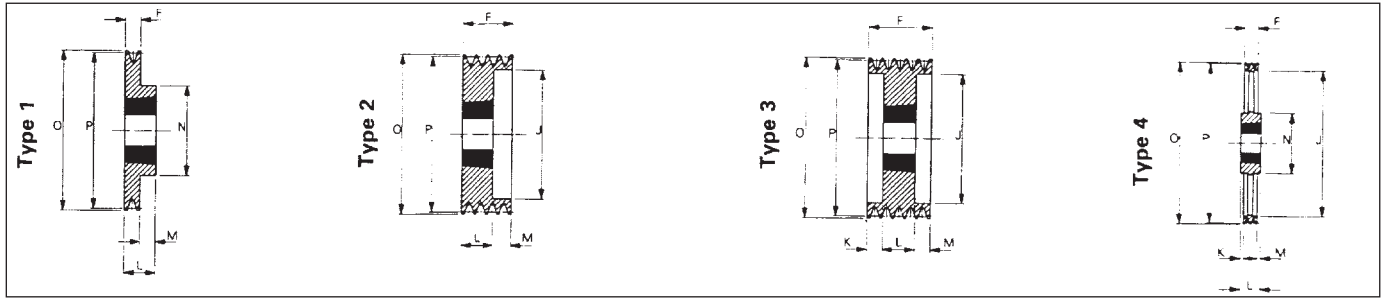
Catalogue Code	Pitch Dia (P)	No. of Grooves	Bush No.	Max. Bore		Pulley Type	F	J	K	L	M	N	Outside Dia (O)
				Metric	Inch								
031Z0171	118	1	1610	42	1 5/8	1	16	-	-	25	9.0	92	123
Z0172	118	2	1610	42	1 5/8	6	28	90	3.0	25	-	-	123
Z0173	118	3	2012	50	2	6	40	90	8.0	32	-	-	123
Z0174	118	4	2012	50	2	6	52	90	20.0	32	-	-	123
Z0175*	118	5	2012	50	2	6	64	90	32.0	32	-	-	123
031Z0181	125	1	1610	42	1 5/8	1	16	-	-	25	9.0	92	129
Z0182	125	2	1610	42	1 5/8	6	28	96	3.0	25	-	-	129
Z0183	125	3	2012	50	2	2	40	96	-	32	8.0	-	129
Z0184	125	4	2012	50	2	2	52	96	-	32	20.0	-	129
Z0185*	125	5	2012	50	2	6	64	96	32.0	32	-	-	129
031Z0191	132	1	1610	42	1 5/8	1	16	-	-	25	9.0	92	137
Z0192	132	2	1610	42	1 5/8	6	28	103	3.0	25	-	-	137
Z0193	132	3	2012	50	2	2	40	103	-	32	8.0	-	137
Z0194	132	4	2012	50	2	2	52	103	-	32	20.0	-	137
Z0195*	132	5	2517	60	2 1/2	6	64	103	19.0	45	-	-	137
031Z0201	140	1	1610	42	1 5/8	1	16	-	-	25	9.0	92	144
Z0202	140	2	1610	42	1 5/8	6	28	111	3.0	25	-	-	144
Z0203	140	3	2012	50	2	2	40	111	-	32	8.0	-	144
Z0204	140	4	2012	50	2	2	52	111	-	32	20.0	-	144
Z0205*	140	5	2517	60	2 1/2	2	64	111	-	45	19.0	-	144
031Z0221	160	1	1610	42	1 5/8	1	16	-	-	25	9.0	92	164
Z0222	160	2	2012	50	2	1	28	-	-	32	4.0	112	164
Z0223	160	3	2012	50	2	2	40	131	-	32	8.0	-	164
Z0224	160	4	2517	60	2 1/2	2	52	131	-	45	7.0	-	164
Z0225*	160	5	2517	60	2 1/2	2	64	131	-	45	19.0	-	164
031Z0241	180	1	1610	42	1 5/8	1	16	-	-	25	9.0	92	184
Z0242	180	2	2012	50	2	1	28	-	-	32	4.0	112	184
Z0243	180	3	2012	50	2	2	40	151	-	32	8.0	-	184
Z0244	180	4	2517	60	2 1/2	2	52	151	-	45	7.0	-	184
Z0245*	180	5	2517	60	2 1/2	2	64	151	-	45	19.0	-	184
031Z0261	200	1	2012	50	2	8	16	171	-	32	16.0	112	204
Z0262	200	2	2012	50	2	8	28	171	-	32	4.0	112	204
Z0263	200	3	2012	50	2	7	40	171	4.0	32	4.0	112	204
Z0264	200	4	2517	60	2 1/2	7	52	171	3.5	45	3.5	124	204
Z0265*	200	5	2517	60	2 1/2	7	64	171	9.5	45	9.5	124	204
031Z0301	250	1	2012	50	2	4	16	221	8.0	32	8.0	112	254
Z0302	250	2	2012	50	2	4	28	221	2.0	32	2.0	112	254
Z0303	250	3	2012	50	2	5	40	221	4.0	32	4.0	112	254
Z0304	250	4	2517	60	2 1/2	5	52	221	3.5	45	3.5	124	254
Z0305*	250	5	2517	60	2 1/2	5	64	221	9.5	45	9.5	124	254
031Z0331	315	1	2012	50	2	4	16	286	8.0	32	8.0	112	319
Z0332	315	2	2012	50	2	4	28	286	2.0	32	2.0	112	319
Z0333	315	3	2517	60	2 1/2	4	40	286	2.5	45	2.5	124	319
Z0334	315	4	2517	60	2 1/2	5	52	286	3.5	45	3.5	124	319
Z0335*	315	5	2517	60	2 1/2	5	64	286	9.5	45	9.5	124	319
031Z0351	400	1	2012	50	2	4	16	371	8.0	32	8.0	112	404
Z0352	400	2	2517	60	2 1/2	4	28	371	8.5	45	8.5	124	404
Z0353	400	3	2517	60	2 1/2	4	40	371	2.5	45	2.5	124	404
Z0354	400	4	2517	60	2 1/2	5	52	371	3.5	45	3.5	124	404
Z0355*	400	5	3020	75	3	5	64	371	6.5	51	6.5	146	404
031Z0372*	500	2	2517	60	2 1/2	4	28	471	8.5	45	8.5	124	504
Z0373*	500	3	2517	60	2 1/2	5	40	471	2.5	45	2.5	124	504
Z0374*	500	4	3020	75	3	5	52	471	0.5	51	0.5	146	504
Z0375*	500	5	3020	75	3	4	64	471	6.0	76	6.0	146	504
031Z0393*	630	3	2517	60	2 1/2	4	40	601	2.5	45	2.5	124	634
Z0394*	630	4	3020	75	3	4	52	601	12.0	76	12.0	146	634
Z0395*	630	5	3020	75	3	4	64	601	6.0	76	6.0	146	634

Dimensions in millimetres unless otherwise stated.

* Non-preferred pulley sizes.

Intermediate diameters available on a non-stock basis, see page 68

All envelope, prime functional and Taper Lock bush dimensions are correct at the time of publication. Non-functional dimensions may vary slightly. These pulleys are designed to operate at rim speeds up to 40m/sec, for higher speeds contact your local authorised distributor.

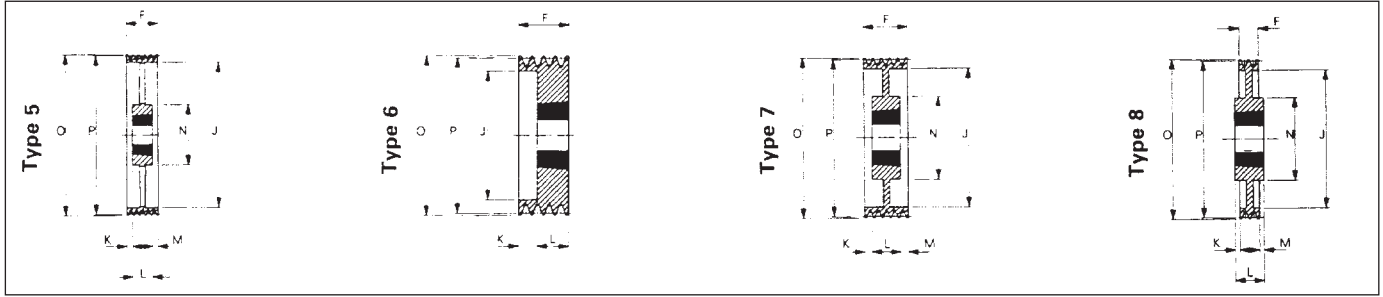


Catalogue Code	Pitch Dia (P)	No. of Grooves	Bush No.	Max. Bore		Pulley Type	F	J	K	L	M	N	Outside Dia (O)
				Metric	Inch								
031A0101	80	1	1210	32	1 1/4	1	20	-	-	25	5.0	75	86
A0102	80	2	1210	32	1 1/4	6	35	46	10.0	25	-	-	86
A0103	80	3	1210	32	1 1/4	6	50	46	25.0	25	-	-	86
031A0111	85	1	1210	32	1 1/4	1	20	-	-	25	5.0	80	91
A0112	85	2	1210	32	1 1/4	6	35	46	10.0	25	-	-	91
A0113	85	3	1210	32	1 1/4	6	50	46	25.0	25	-	-	91
031A0121	90	1	1210	32	1 1/4	1	20	-	-	25	5.0	80	96
A0122	90	2	1610	42	1 5/8	6	35	61	10.0	25	-	-	96
A0123	90	3	1610	42	1 5/8	6	50	66	25.0	25	-	-	96
A0124	90	4	1610	42	1 5/8	3	65	61	13.5	38	13.5	-	96
031A0131	95	1	1210	32	1 1/4	1	20	-	-	25	5.0	85	101
A0132	95	2	1610	42	1 5/8	6	35	66	10.0	25	-	-	101
A0133	95	3	1610	42	1 5/8	6	50	66	25.0	25	-	-	101
A0134	95	4	1610	42	1 5/8	3	65	66	13.5	38	13.5	-	101
031A0141	100	1	1610	42	1 5/8	1	20	-	-	25	5.0	85	106
A0142	100	2	1610	42	1 5/8	6	35	71	10.0	25	-	-	106
A0143	100	3	1610	42	1 5/8	2	50	71	-	25	25.0	-	106
A0144	100	4	1610	42	1 5/8	2	65	71	-	38	27.0	-	106
A0145	100	5	1610	42	1 5/8	2	80	71	-	38	42.0	-	106
A0146*	100	6	1610	42	1 5/8	3	95	71	28.5	38	28.5	-	106
031A0151	106	1	1610	42	1 5/8	1	20	-	-	25	5.0	92	112
A0152	106	2	1610	42	1 5/8	6	35	76	10.0	25	-	-	112
A0153	106	3	1610	42	1 5/8	2	50	76	-	25	25.0	-	112
A0154	106	4	2012	50	2	6	65	76	33.0	32	-	-	112
A0155	106	5	2012	50	2	6	80	76	48.0	32	-	-	112
A0156*	106	6	2012	50	2	6	95	76	63.0	32	-	-	112
031A0161	112	1	1610	42	1 5/8	1	20	-	-	25	5.0	92	118
A0162	112	2	1610	42	1 5/8	6	35	83	10.0	25	-	-	118
A0163	112	3	2012	50	2	6	50	83	18.0	32	-	-	118
A0164	112	4	2012	50	2	6	65	83	33.0	32	-	-	118
A0165	112	5	2012	50	2	6	80	83	48.0	32	-	-	118
A0166*	112	6	2012	50	2	6	95	83	63.0	32	-	-	118
031A0171	118	1	1610	42	1 5/8	1	20	-	-	25	5.0	92	124
A0172	118	2	1610	42	1 5/8	6	35	90	10.0	25	-	-	124
A0173	118	3	2012	50	2	2	50	90	-	32	18.0	-	124
A0174	118	4	2012	50	2	2	65	90	-	32	33.0	-	124
A0175	118	5	2012	50	2	2	80	90	-	32	48.0	-	124
A0176*	118	6	2012	50	2	6	95	90	63.0	32	-	-	124
031A0181	125	1	1610	42	1 5/8	1	20	-	-	25	5.0	92	131
A0182	125	2	1610	42	1 5/8	6	35	96	10.0	25	-	-	131
A0183	125	3	2012	50	2	2	50	96	-	32	18.0	-	131
A0184	125	4	2012	50	2	2	65	96	-	32	33.0	-	131
A0185	125	5	2012	50	2	3	80	96	24.0	32	24.0	-	131
A0186*	125	6	2012	50	2	3	95	96	31.5	32	31.5	-	131
031A0191	132	1	1610	42	1 5/8	1	20	-	-	25	5.0	92	138
A0192	132	2	2012	50	2	6	35	103	3.0	32	-	-	138
A0193	132	3	2012	50	2	2	50	103	-	32	18.0	-	138
A0194	132	4	2517	60	2 1/2	2	65	103	-	45	20.0	-	138
A0195	132	5	2517	60	2 1/2	3	80	103	17.5	45	17.5	-	138
A0196*	132	6	2517	60	2 1/2	3	95	103	25.0	45	25.0	-	138
031A0201	140	1	1610	42	1 5/8	1	20	-	-	25	5.0	92	146
A0202	140	2	2012	50	2	6	35	111	3.0	32	-	-	146
A0203	140	3	2517	60	2 1/2	6	50	111	5.0	45	-	-	146
A0204	140	4	2517	60	2 1/2	2	65	111	-	45	20.0	-	146
A0205	140	5	2517	60	2 1/2	3	80	111	17.5	45	17.5	-	146
A0206*	140	6	2517	60	2 1/2	3	95	111	25.0	45	25.0	-	146
031A0211	150	1	1610	42	1 5/8	1	20	-	-	25	5.0	92	156
A0212	150	2	2012	50	2	6	35	121	3.0	32	-	-	156
A0213	150	3	2517	60	2 1/2	6	50	121	5.0	45	-	-	156
A0214	150	4	2517	60	2 1/2	2	65	121	-	45	20.0	-	156
A0215	150	5	2517	60	2 1/2	3	80	121	17.5	45	17.5	-	156
A0216*	150	6	2517	60	2 1/2	3	95	121	25.0	45	25.0	-	156

Dimensions in millimetres unless otherwise stated. *Non-preferred pulley sizes. Pitch diameters in italic type indicate pulleys to be used AV-belts, XPA & QXPA wedge belts only.

All envelope, prime functional and Taper Lock bush dimensions are correct at the time of publication. Non-functional dimensions may vary slightly. These pulleys are designed to operate at rim speeds upto 40m/sec, for higher speeds contact your local authorised distributor.

Taper Lock® Pulleys for A, SPA, XPA & QXPA Belts



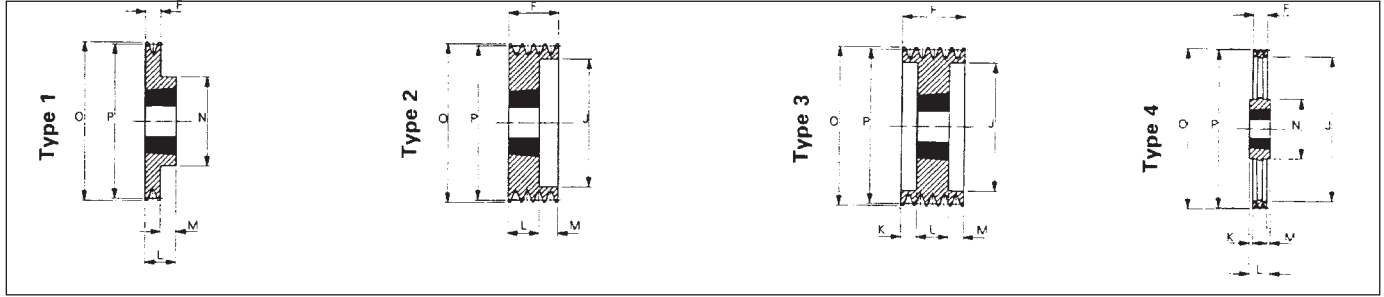
Catalogue Code	Pitch Dia (P)	No. of Grooves	Bush No.	Max. Bore		Pulley Type	F	J	K	L	M	N	Outside Dia (O)
				Metric	Inch								
031A0221	160	1	1610	42	1 5/8	1	20	-	-	25	5.0	92	166
A0222	160	2	2012	50	2	7	35	125	1.5	32	1.5	108	166
A0223	160	3	2517	60	2 1/2	6	50	128	5.0	45	-	-	166
A0224	160	4	2517	60	2 1/2	2	65	128	-	45	20.0	-	166
A0225	160	5	2517	60	2 1/2	3	80	128	17.5	45	17.5	-	166
A0226*	160	6	2517	60	2 1/2	3	95	128	25.0	45	25.0	-	166
031A0241	180	1	1610	42	1 5/8	1	20	-	-	25	5.0	92	186
A0242	180	2	2012	50	2	7	35	148	1.5	32	1.5	108	186
A0243	180	3	2517	60	2 1/2	6	50	148	5.0	45	-	-	186
A0244	180	4	2517	60	2 1/2	2	65	148	-	45	20.0	-	186
A0245	180	5	3020	75	3	3	80	148	14.5	51	14.5	-	186
A0246*	180	6	3020	75	3	3	95	148	22.0	51	22.0	-	186
031A0261	200	1	2012	50	2	8	20	162	-	32	12.0	108	206
A0262	200	2	2517	60	2 1/2	8	35	162	5.0	45	5.0	123	206
A0263	200	3	2517	60	2 1/2	7	50	162	2.5	45	2.5	123	206
A0264	200	4	3020	75	3	2	65	168	-	51	14.0	-	206
A0265	200	5	3020	75	3	3	80	168	14.5	51	14.5	-	206
A0266*	200	6	3020	75	3	3	95	168	22.0	51	22.0	-	206
031A0281	224	1	2012	50	2	8	20	189	-	32	12.0	112	230
A0282	224	2	2517	60	2 1/2	8	35	189	-	45	10.0	124	230
A0283	224	3	2517	60	2 1/2	7	50	189	2.5	45	2.5	124	230
A0284	224	4	3020	75	3	2	65	189	-	51	14.0	-	230
A0285	224	5	3020	75	3	2	80	189	-	51	29.0	-	230
A0286*	224	6	3020	75	3	3	95	189	22.0	51	22.0	-	230
031A0301	250	1	2012	50	2	8	20	215	6.0	32	6.0	112	256
A0302	250	2	2517	60	2 1/2	8	35	215	5.0	45	5.0	124	256
A0303	250	3	2517	60	2 1/2	7	50	215	2.5	45	2.5	124	256
A0304	250	4	3020	75	3	7	65	215	10.0	51	10.0	159	256
A0305	250	5	3020	75	3	7	80	215	17.5	51	17.5	159	256
A0306*	250	6	3020	75	3	7	95	215	22.0	51	22.0	159	256
031A0321	280	1	2012	50	2	8	20	245	-	32	12.0	112	286
A0322	280	2	2517	60	2 1/2	8	35	245	-	45	10.0	124	286
A0323	280	3	2517	60	2 1/2	7	50	245	2.5	45	2.5	124	286
A0324	280	4	3020	75	3	7	65	245	7.0	51	7.0	159	286
A0325	280	5	3525	100	4	7	80	245	4.5	89	4.5	178	286
A0326*	280	6	3525	100	4	7	95	245	15.0	65	15.0	178	286
031A0331	315	1	2012	50	2	4	20	280	-	32	12.0	112	321
A0332	315	2	2517	60	2 1/2	4	35	280	-	45	10.0	124	321
A0333	315	3	3020	75	3	8	50	280	0.5	51	0.5	159	321
A0334	315	4	3020	75	3	7	65	280	8.0	51	8.0	159	321
A0335	315	5	3525	100	4	8	80	283	7.5	65	7.5	178	321
A0336*	315	6	3525	100	4	8	95	280	15.0	65	15.0	178	321
031A0351	400	1	2012	50	2	4	20	365	-	32	12.0	112	406
A0352	400	2	2517	60	2 1/2	4	35	365	-	45	10.0	124	406
A0353	400	3	3020	75	3	4	50	365	0.5	51	0.5	159	406
A0354	400	4	3020	75	3	5	65	365	7.0	51	7.0	159	406
A0355	400	5	3525	100	4	4	80	365	7.5	65	7.5	178	406
A0356*	400	6	3525	100	4	5	95	368	15.0	65	15	178	406
031A0372	500	2	2517	60	2 1/2	4	35	465	-	45	10.0	124	506
A0373	500	3	3020	75	3	4	50	465	0.5	51	0.5	159	506
A0374	500	4	3020	75	3	5	65	465	7.0	51	7.0	159	506
A0375	500	5	3525	100	4	4	80	465	7.5	65	7.5	178	506
A0376*	500	6	3525	100	4	5	95	465	15.0	65	15.0	178	506
031A0392*	630	2	3020	75	3	4	35	595	-	45	16.0	159	636
A0393	630	3	3020	75	3	4	50	595	0.5	89	0.5	178	636
A0394	630	4	3525	100	4	4	65	595	12.0	89	12.0	178	636
A0395	630	5	3525	100	4	4	80	595	7.5	65	7.5	178	636
A0396	630	6	4030	115	4 1/2	4	95	595	9.5	76	9.5	216	636
031A0413*	800	3	3525	100	4	4	50	765	7.5	65	7.5	178	806
A0414*	800	4	3525	100	4	4	65	765	0.0	65	0.0	178	806
A0415*	800	5	4030	115	4 1/2	4	80	765	2.0	76	2.0	216	806
A0416*	800	6	4030	115	4 1/2	4	95	765	9.5	76	9.5	216	806

Dimensions in millimetres unless otherwise stated.

* Non-preferred pulley sizes.

Intermediate diameters available on a non-stock basis, see page 68

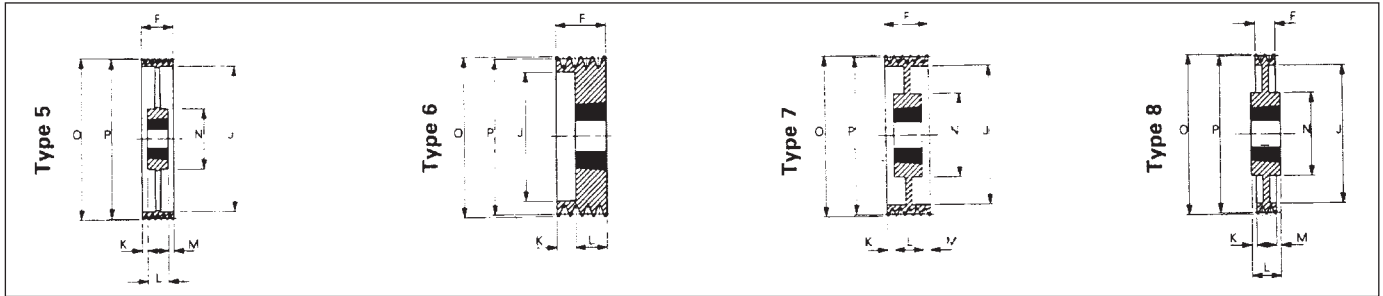
All envelope, prime functional and Taper Lock bush dimensions are correct at the time of publication. Non-functional dimensions may vary slightly. These pulleys are designed to operate at rim speeds upto 40m/sec, for higher speeds contact your local authorised distributor.



Catalogue Code	Pitch Dia (P)	No. of Grooves	Bush No.	Max. Bore		Pulley Type	F	J	K	L	M	N	Outside Dia (O)
				Metric	Inch								
031B0162	112	2	2012	50	2	2	44	72	-	25	19.0	-	119
B0163	112	3	2012	50	2	2	63	72	-	25	37.0	-	119
031B0172	118	2	2012	50	2	2	44	78	-	25	19.0	-	125
B0173	118	3	2012	50	2	2	63	78	-	25	37.0	-	125
031B0182	125	2	2012	50	2	2	44	82	-	32	12.0	-	132
B0183	125	3	2012	50	2	2	63	89	-	32	31.0	-	132
B0184	125	4	2012	50	2	3	82	82	25.0	32	25.0	-	132
B0185*	125	5	2012	50	2	6	101	87	69.0	32	-	-	132
031B0192	132	2	2012	50	2	2	44	89	-	32	12.0	-	139
B0193	132	3	2012	50	2	2	63	89	-	32	31.0	-	139
B0194	132	4	2012	50	2	3	82	89	25.0	32	25.0	-	139
B0195*	132	5	2517	60	2 1/2	6	101	94	56.0	45	-	-	139
031B0202	140	2	2012	50	2	2	44	97	-	32	12.0	-	147
B0203	140	3	2012	50	2	2	63	97	-	32	31.0	-	147
B0204	140	4	2517	60	2 1/2	3	82	100	18.5	45	18.5	-	147
B0205	140	5	2517	60	2 1/2	3	101	97	28.0	45	28.0	-	147
B0206	140	6	2517	60	2 1/2	3	120	100	37.5	45	37.5	-	147
031B0212	150	2	2012	50	2	2	44	107	-	32	12.0	-	157
B0213	150	3	2517	60	2 1/2	2	63	107	-	45	18.0	-	157
B0214	150	4	2517	60	2 1/2	3	82	107	18.5	45	18.5	-	157
B0215	150	5	2517	60	2 1/2	3	101	107	28.0	45	28.0	-	157
B0216	150	6	2517	60	2 1/2	3	120	107	37.5	45	37.5	-	157
031B0222	160	2	2012	50	2	2	44	117	-	32	12.0	-	167
B0223	160	3	2517	60	2 1/2	2	63	117	-	45	18.0	-	167
B0224	160	4	2517	60	2 1/2	3	82	117	18.5	45	18.5	-	167
B0225	160	5	2517	60	2 1/2	3	101	117	28.0	45	28.0	-	167
B0226	160	6	3020	75	3	3	120	117	34.5	51	34.5	-	167
031B0232	170	2	2012	50	2	2	44	127	-	32	12.0	-	177
B0233	170	3	2517	60	2 1/2	2	63	127	-	45	18.0	-	177
B0234	170	4	2517	60	2 1/2	3	82	127	18.5	45	18.5	-	177
B0235	170	5	3020	75	3	3	101	127	25.0	51	25.0	-	177
B0236	170	6	3020	75	3	3	120	127	34.5	51	34.5	-	177
031B0242	180	2	2517	60	2 1/2	1	44	-	-	45	1.0	117	187
B0243	180	3	2517	60	2 1/2	2	63	137	-	45	18.0	-	187
B0244	180	4	2517	60	2 1/2	3	82	137	18.5	45	18.5	-	187
B0245	180	5	3020	75	3	3	101	137	25.0	51	25.0	-	187
B0246	180	6	3020	75	3	3	120	137	34.5	51	34.5	-	187
B0248*	180	8	3020	75	3	3	158	137	53.5	51	53.5	-	187
031B0252	190	2	2517	60	2 1/2	1	44	-	-	45	1.0	117	197
B0253	190	3	2517	60	2 1/2	2	63	147	-	45	18.0	-	197
B0254	190	4	2517	60	2 1/2	3	82	147	18.5	45	18.5	-	197
B0255	190	5	3020	75	3	3	101	147	25.0	51	25.0	-	197
B0256	190	6	3020	75	3	3	120	147	34.5	51	34.5	-	197
B0258*	190	8	3020	75	3	3	158	147	53.5	51	53.5	-	197
031B0262	200	2	2517	60	2 1/2	1	44	-	-	45	1.0	117	207
B0263	200	3	2517	60	2 1/2	7	63	157	-	45	18.0	117	207
B0264	200	4	3020	75	3	3	82	157	15.5	51	15.5	-	207
B0265	200	5	3020	75	3	3	101	157	25.0	51	25.0	-	207
B0266	200	6	3020	75	3	3	120	157	34.5	51	34.5	-	207
B0268*	200	8	3525	100	4	3	158	157	46.5	65	46.5	-	207
031B0272	212	2	2517	60	2 1/2	1	44	-	-	45	1.0	117	219
B0273	212	3	2517	60	2 1/2	7	63	169	-	45	18.0	117	219
B0274	212	4	3020	75	3	3	82	169	15.5	51	15.5	-	219
B0275	212	5	3020	75	3	3	101	169	25.0	51	25.0	-	219
B0276	212	6	3525	100	4	3	120	169	28.0	65	28.0	-	219
B0278*	212	8	3525	100	4	3	158	169	46.5	65	46.5	-	219
031B0282	224	2	2517	60	2 1/2	8	44	181	1.0	45	-	117	231
B0283	224	3	2517	60	2 1/2	7	63	181	-	45	18.0	117	231
B0284	224	4	3020	75	3	3	82	181	15.5	51	15.5	-	231
B0285	224	5	3020	75	3	3	101	181	25.0	51	25.0	-	231
B0286	224	6	3525	100	4	3	120	181	28.0	65	28.0	-	231
B0288*	224	8	3525	100	4	3	158	181	46.5	65	46.5	-	231

Dimensions in millimetres unless otherwise stated. *Non-preferred pulley sizes. Pitch diameters in italic type indicate pulleys to be used with B V- belts, XPB & QXPB wedge belts only. All envelope, prime functional and Taper Lock bush dimensions are correct at the time of publication. Non-functional dimensions may vary slightly. Non-functional dimensions may vary slightly. These pulleys are designed to operate at rim speeds upto 40m/sec, for higher speeds contact your local authorised distributor.

Taper Lock® Pulleys for B, SPB, XPB & QXPB Belts



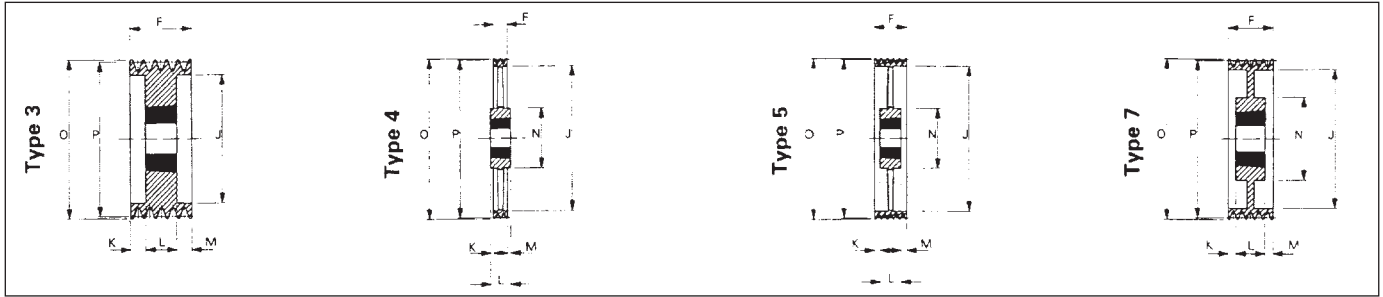
Catalogue Code	Pitch Dia (P)	No. of Grooves	Bush No.	Max. Bore		Pulley Type	F	J	K	L	M	N	Outside Dia (O)
				Metric	Inch								
031B0292	236	2	2517	60	2 1/2	8	44	193	1.0	45	-	117	243
B0293	236	3	2517	60	2 1/2	7	63	193	-	45	18.0	117	243
B0294	236	4	3020	75	3	3	82	193	15.5	51	15.5	-	243
B0295	236	5	3525	100	4	3	101	193	6.0	89	6.0	-	243
B0296	236	6	3525	100	4	3	120	193	28.0	65	28.0	-	243
B0298*	236	8	3525	100	4	3	158	193	46.5	65	46.5	-	243
031B0302	250	2	2517	60	2 1/2	8	44	207	1.0	45	1.0	117	257
B0303	250	3	3020	75	3	7	63	207	-	51	12.0	144	257
B0304	250	4	3020	75	3	7	82	207	15.5	51	15.5	144	257
B0305	250	5	3525	100	4	3	101	207	6.0	89	6.0	-	257
B0306	250	6	3525	100	4	3	120	207	28.0	65	28.0	-	257
B0308*	250	8	3525	100	4	3	158	207	46.5	65	46.5	-	257
031B0322	280	2	2517	60	2 1/2	8	44	237	1.0	45	-	117	287
B0323	280	3	3020	75	3	7	63	237	6.0	51	6.0	144	287
B0324	280	4	3020	75	3	7	82	237	15.5	51	15.5	144	287
B0325	280	5	3525	100	4	7	101	237	18.0	65	18.0	187	287
B0326	280	6	3525	100	4	7	120	237	27.5	65	27.5	187	287
B0328*	280	8	3525	100	4	7	158	237	46.5	65	46.5	187	287
031B0332	315	2	2517	60	2 1/2	8	44	272	1.0	45	-	117	322
B0333	315	3	3020	75	3	7	63	272	6.0	51	6.0	144	322
B0334	315	4	3525	100	4	7	82	272	3.5	65	3.5	187	322
B0335	315	5	3525	100	4	7	101	272	18.0	65	18.0	187	322
B0336	315	6	3525	100	4	7	120	272	27.5	65	27.5	187	322
B0338*	315	8	3525	100	4	7	158	272	46.5	65	46.5	187	322
031B0342	355	2	3020	75	3	5	44	312	3.5	51	3.5	144	362
B0343	355	3	3020	75	3	8	63	312	6.0	51	6.0	144	362
B0344	355	4	3525	100	4	8	82	312	3.5	89	3.5	187	362
B0345	355	5	3525	100	4	5	101	312	18.0	65	18.0	187	362
B0346	355	6	3525	100	4	5	120	312	27.5	65	27.5	187	362
B0348*	355	8	3525	100	4	7	158	312	46.5	65	46.5	187	362
031B0352	400	2	3020	75	3	4	44	357	3.5	51	3.5	144	407
B0353	400	3	3525	100	4	8	63	357	1.0	65	1.0	187	407
B0354	400	4	3525	100	4	4	82	357	8.5	65	8.5	187	407
B0355	400	5	3525	100	4	7	101	357	18.0	65	18.0	187	407
B0356	400	6	3525	100	4	5	120	357	27.5	65	27.5	187	407
B0358*	400	8	3525	100	4	5	158	357	46.5	65	46.5	200	407
014B0362	450	2	3020	75	3	4	44	407	3.5	51	3.5	144	457
B0363	450	3	3525	100	4	4	63	407	1.0	65	1.0	187	457
B0364	450	4	3525	100	4	4	82	407	8.5	65	8.5	187	457
B0365	450	5	3525	100	4	5	101	407	18.0	65	18.0	187	457
B0366	450	6	3525	100	4	5	120	407	27.5	65	27.5	216	457
B0368*	450	8	3525	100	4	5	158	407	46.5	65	46.5	216	457
031B0372	500	2	3020	75	3	4	44	457	3.5	51	3.5	144	507
B0373	500	3	3525	100	4	4	63	457	1.0	65	1.0	187	507
B0374	500	4	3525	100	4	4	82	457	8.5	65	8.5	187	507
B0375	500	5	3525	100	4	5	101	457	18.0	65	18.0	187	507
B0376	500	6	3525	100	4	5	120	457	27.5	65	27.5	216	507
B0378*	500	8	3525	100	4	5	158	457	46.5	65	46.5	216	507
014B0382	560	2	3020	75	3	4	44	517	4.0	76	4.0	144	567
B0383	560	3	3525	100	4	4	63	517	1.0	65	1.0	187	567
B0384	560	4	3525	100	4	4	82	517	8.5	65	8.5	187	567
B0385	560	5	3525	100	4	4	101	517	18.0	65	18.0	216	567
B0386	560	6	3525	100	4	5	120	517	27.5	65	27.5	187	567
B0388*	560	8	4030	115	4 1/2	5	158	517	41.0	76	41.0	242	567
031B0392	630	2	3020	75	3	4	44	587	3.5	51	3.5	144	637
B0393	630	3	3525	100	4	4	63	587	1.0	65	1.0	187	637
B0394	630	4	3525	100	4	4	82	587	8.5	65	8.5	187	637
B0395	630	5	3525	100	4	4	101	587	18.0	65	18.0	216	637
B0396	630	6	3525	100	4	5	120	587	27.5	65	27.5	216	637
B0398*	630	8	4030	115	4 1/2	5	158	587	41.0	76	41.0	242	637
031B0413	800	3	3525	100	4	4	63	754	1.0	65	1.0	187	807
B0414	800	4	4030	115	4 1/2	4	82	754	3.0	76	3.0	216	807
B0415	800	5	4030	115	4 1/2	4	101	754	12.5	76	12.5	216	807
B0416	800	6	4535	125	5	5	120	754	15.5	89	15.5	242	807
B0418*	800	8	4535	125	5	5	158	754	34.5	89	34.5	242	807
031B0433*	1000	3	4030	115	4 1/2	4	63	954	6.5	76	6.5	216	1007
B0434	1000	4	4030	115	4 1/2	4	82	954	3.0	76	3.0	216	1007
B0435	1000	5	4535	125	5	4	101	954	6.0	89	6.0	242	1007
B0436	1000	6	4535	125	5	5	120	954	15.5	89	15.5	242	1007
B0438*	1000	8	4535	125	5	5	158	954	34.5	89	34.5	242	1007

Dimensions in millimetres unless otherwise stated. * Non-preferred pulley sizes. Intermediate diameters available on a non-stock basis, see page 69

All envelope, prime functional and Taper Lock bush dimensions are correct at the time of publication. Non-functional dimensions may vary slightly.

These pulleys are designed to operate at rim speeds upto 40m/sec, for higher speeds contact your local authorised distributor.

Taper Lock® Pulleys for C, SPC, XPC & QXPC Belts



Catalogue Code	Pitch Dia (P)	No. of Grooves	Bush No.	Max. Bore		Pulley Type	F	J	K	L	M	N	Outside Dia (O)
				Metric	Inch								
031C0263	200	3	2517	60	2½	3	85	144	20.0	45	20.0	-	210
C0264	200	4	3020	75	3	3	111	144	30.0	51	30.0	-	210
C0265	200	5	3525	100	4	3	136	144	35.5	65	35.5	-	210
C0266	200	6	3525	100	4	3	162	144	48.5	65	48.5	-	210
031C0273	212	3	3020	75	3	3	85	156	17.0	51	17.0	-	222
C0274	212	4	3020	75	3	3	111	156	30.0	51	30.0	-	222
C0275	212	5	3525	100	4	3	136	156	35.5	65	35.5	-	222
C0276	212	6	3525	100	4	3	162	156	48.5	65	48.5	-	222
031C0283	224	3	3020	75	3	3	85	168	17.0	51	17.0	-	234
C0284	224	4	3525	100	4	3	111	168	23.0	65	23.0	-	234
C0285	224	5	3525	100	4	3	136	168	35.5	65	35.5	-	234
C0286	224	6	3525	100	4	3	162	168	48.5	65	48.5	-	234
C0288	224	8	3525	100	4	3	213	168	74.0	65	74.0	-	234
031C0293	236	3	3020	75	3	3	85	180	17.0	51	17.0	-	246
C0294	236	4	3525	100	4	3	111	180	23.0	65	23.0	-	246
C0295	236	5	3525	100	4	3	136	180	35.5	65	35.5	-	246
C0296	236	6	3525	100	4	3	162	180	48.5	65	48.5	-	246
C0298	236	8	3525	100	4	3	213	180	74.0	65	74.0	-	246
031C0303	250	3	3020	75	3	3	85	194	17.0	51	17.0	-	260
C0304	250	4	3525	100	4	3	111	194	23.0	65	23.0	-	260
C0305	250	5	3525	100	4	3	136	194	35.5	65	35.5	-	260
C0306	250	6	3525	100	4	3	162	194	48.5	65	48.5	-	260
C0308	250	8	3525	100	4	3	213	194	74.0	65	74.0	-	260
031C0313	265	3	3525	100	4	1	85	209	10.0	65	10.0	179	275
C0314	265	4	3525	100	4	3	111	209	23.0	65	23.0	-	275
C0315	265	5	3525	100	4	3	136	209	35.5	65	35.5	-	275
C0316	265	6	3525	100	4	3	162	209	48.5	65	48.5	-	275
C0318	265	8	3525	100	4	3	213	209	74.0	65	74.0	-	275
031C0323	280	3	3525	100	4	1	85	224	10.0	65	10.0	187	290
C0324	280	4	3525	100	4	3	111	224	23.0	65	23.0	-	290
C0325	280	5	3525	100	4	3	136	224	35.5	65	35.5	-	290
C0326	280	6	3525	100	4	3	162	224	48.5	65	48.5	170	290
C0328	280	8	3525	100	4	3	213	224	74.0	65	74.0	-	290
031C0473	300	3	3525	100	4	8	85	244	10.0	65	10.0	187	310
C0474	300	4	3525	100	4	7	111	244	23.0	65	23.0	187	310
C0475	300	5	3525	100	4	7	136	244	35.5	65	35.5	187	310
C0476	300	6	3525	100	4	7	162	244	48.5	65	48.5	187	310
C0478	300	8	3525	100	4	7	213	244	74.0	65	74.0	216	310
031C0333	315	3	3525	100	4	8	85	259	10.0	65	10.0	187	325
C0334	315	4	3525	100	4	7	111	259	23.0	65	23.0	187	325
C0335	315	5	3525	100	4	7	136	259	35.5	65	35.5	187	325
C0336	315	6	3525	100	4	7	162	259	48.5	65	48.5	187	325
C0338	315	8	3525	100	4	7	213	259	74.0	65	74.0	216	325
031C0483	335	3	3525	100	4	8	85	279	10.0	65	10.0	187	345
C0484	335	4	3525	100	4	7	111	279	23.0	65	23.0	187	345
C0485	335	5	3525	100	4	7	136	279	35.5	65	35.5	187	345
C0486	335	6	3525	100	4	7	162	279	48.5	65	48.5	187	345
C0488	335	8	3525	100	4	7	213	279	74.0	65	74.0	216	345
031C0343	355	3	3525	100	4	8	85	299	10.0	65	10.0	187	365
C0344	355	4	3525	100	4	7	111	299	23.0	65	23.0	187	365
C0345	355	5	3525	100	4	7	136	299	35.5	65	35.5	187	365
C0346	355	6	3525	100	4	7	162	299	48.5	65	48.5	187	365
C0348	355	8	3525	100	4	7	213	299	74.0	65	74.0	216	365
031C0493	375	3	3525	100	4	8	85	319	10.0	65	10.0	187	385
C0494	375	4	3525	100	4	7	111	319	23.0	65	23.0	187	385
C0495	375	5	3525	100	4	7	136	319	35.5	65	35.5	187	385
C0496	375	6	3525	100	4	7	162	319	48.5	65	48.5	216	385
C0498	375	8	4030	115	4½	7	213	319	68.5	76	68.5	242	385

Dimensions in millimetres unless otherwise stated.

* Non-preferred pulley sizes.

All envelope, prime functional and Taper Lock bush dimensions are correct at the time of publication.

Non-functional dimensions may vary slightly.

These pulleys are designed to operate at rim speeds upto 40m/sec, for higher speeds contact your local authorised distributor.

Pitch diameters in italic type indicate pulleys to be used with C V belts, XPC & QXPC wedge belts only.

Taper Lock® Pulleys for C, SPC, XPC & QXPC Belts



Catalogue Code	Pitch Dia (P)	No. of Grooves	Bush No.	Max. Bore		Pulley Type	F	J	K	L	M	N	Outside Dia (O)
				Metric	Inch								
031C0353	400	3	3525	100	4	4	85	344	10.0	65	10.0	187	410
C0354	400	4	3525	100	4	5	111	344	23.0	65	23.0	187	410
C0355	400	5	3525	100	4	5	136	344	35.5	65	35.5	187	410
C0356	400	6	3525	100	4	7	162	344	48.5	65	48.5	216	410
C0358	400	8	4030	115	4 1/2	7	213	344	68.5	76	68.5	242	410
031C0503	425	3	3525	100	4	4	85	369	10.0	65	10.0	187	435
C0504	425	4	3525	100	4	5	111	369	23.0	65	23.0	187	435
C0505	425	5	3525	100	4	5	136	369	35.5	65	35.5	216	435
C0506	425	6	4535	125	5	7	162	369	36.5	89	36.5	242	435
C0508	425	8	4535	125	5	7	213	369	62.0	89	62.0	267	435
031C0363	450	3	3525	100	4	4	85	394	10.0	65	10.0	187	460
C0364	450	4	3525	100	4	5	111	394	23.0	65	23.0	187	460
C0365	450	5	3525	100	4	5	136	394	35.5	65	35.5	216	460
C0366	450	6	4535	125	5	7	162	394	36.5	89	36.5	242	460
C0368	450	8	4535	125	5	7	213	394	62.0	89	62.0	267	460
031C0513	475	3	3525	100	4	4	85	419	10.0	65	10.0	187	485
C0514	475	4	3525	100	4	5	111	419	23.0	65	23.0	187	485
C0515	475	5	3525	100	4	5	136	419	35.5	65	35.5	216	485
C0516	475	6	4535	125	5	7	162	419	36.5	89	36.5	242	485
C0518	475	8	4535	125	5	7	213	419	62.0	89	62.0	267	485
031C0373	500	3	3525	100	4	4	85	444	10.0	65	10.0	187	510
C0374	500	4	3525	100	4	5	111	444	23.0	65	23.0	187	510
C0375	500	5	3525	100	4	5	136	444	35.5	65	35.5	216	510
C0376	500	6	4535	125	5	5	162	444	36.5	89	36.5	242	510
C0378	500	8	4535	125	5	7	213	444	62.0	89	62.0	267	510
031C0523	530	3	3525	100	4	4	85	474	10.0	65	10.0	187	540
C0524	530	4	3525	100	4	5	111	474	23.0	65	23.0	187	540
C0525	530	5	4535	125	5	5	136	474	23.5	89	23.5	216	540
C0526	530	6	4535	125	5	5	162	474	36.5	89	36.5	242	540
C0528	530	8	4535	125	5	7	213	474	62.0	89	62.0	267	540
031C0383	560	3	3525	100	4	4	85	504	10.0	65	10.0	216	570
C0384	560	4	3525	100	4	5	111	504	23.0	65	23.0	216	570
C0385	560	5	4535	125	5	5	136	504	23.5	89	23.5	242	570
C0386	560	6	4535	125	5	5	162	504	36.5	89	36.5	267	570
C0388	560	8	4535	125	5	5	213	504	62.0	89	62.0	267	570
031C0393	630	3	4030	115	4 1/2	4	85	574	4.5	76	4.5	246	640
C0394	630	4	4030	115	4 1/2	4	111	574	17.5	76	17.5	242	640
C0395	630	5	4535	125	5	5	136	574	23.5	89	23.5	267	640
C0396	630	6	4535	125	5	5	162	574	36.5	89	36.5	267	640
C0398	630	8	4535	125	5	5	213	574	62.0	89	62.0	267	640
031C0413	800	3	4535	125	5	4	85	737	2.0	89	2.5	242	810
C0414	800	4	5040	125	5	4	111	737	4.5	102	4.5	267	810
C0415	800	5	5040	125	5	5	136	737	17.0	102	17.0	267	810
C0416	800	6	5040	125	5	5	162	737	30.0	102	30.0	267	810
C0418	800	8	5040	125	5	5	213	737	55.5	102	55.5	267	810
031C0433	1000	3	5040	125	5	4	85	937	8.5	102	8.5	267	1010
C0434	1000	4	5040	125	5	4	111	937	4.5	102	4.5	267	1010
C0435	1000	5	5040	125	5	5	136	937	17.0	102	17.0	267	1010
C0436	1000	6	5040	125	5	5	162	937	30.0	102	30.0	267	1010
C0438	1000	8	5040	125	5	5	213	937	55.5	102	55.5	267	1010
031C0443	1250	3	5040	125	5	4	85	1187	8.5	102	8.5	267	1260
C0444	1250	4	5040	125	5	4	111	1187	4.5	102	4.5	267	1260
C0445	1250	5	5040	125	5	5	136	1187	17.0	102	17.0	267	1260
C0446	1250	6	5040	125	5	5	162	1187	30.0	102	30.0	267	1260
C0448	1250	8	5040	125	5	5	213	1187	55.5	102	55.5	267	1260

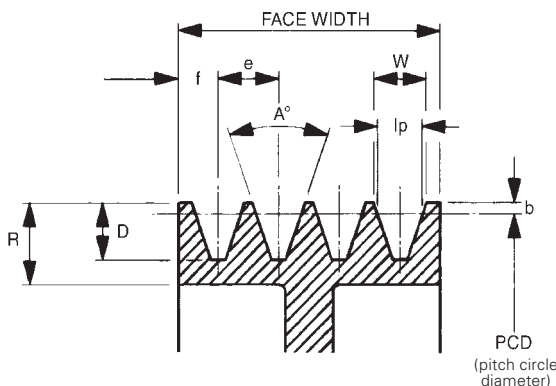
Dimensions in millimetres unless otherwise stated.

Intermediate diameters available on a non-stock basis, see page 69

All envelope, prime functional and Taper Lock bush dimensions are correct at the time of publication. Non-functional dimensions may vary slightly.

These pulleys are designed to operate at rim speeds upto 40m/sec, for higher speeds contact your local authorised distributor.

PULLEY GROOVE DIMENSIONS



Belt Section	Pulley PCD	A° ± 0.5°	D +0.03 -0.0	e* ± 0.15	f ± 0.3	b ± 0.13	lp	W	R NOM
SPZ Dual Groove	Up to 80 Over 80	34 38	11.0	12	8	2.0	8.5	9.7 9.9	17.25
SPA Dual Groove	Up to 118 Over 118	34 38	13.75	15	10	2.75	11	12.7 12.9	21.25
SPB Dual Groove	Up to 190 Over 190	34 38	17.5	19	12.5	3.5	14	16.1 16.4	27.25
SPC Dual Groove	Up to 315 Over 315	34 38	23.8	25.5	17	4.8	19	21.9 22.3	37.25

*e dimension – the tolerance shown is between any two grooves.

Additional Taper Lock® Pulley Sizes

ADDITIONAL SPZ PULLEY SIZES

Product Code	Description	Bush Size
031Z0064	SPZ 63 X 4	1108
031Z0074	SPZ 67 X 4	1108
031Z0084	SPZ 71 X 4	1108
031Z0094	SPZ 75 X 4	1210
031Z0126	SPZ 90 X 6	1610
031Z0136	SPZ 95 X 6	1610
031Z0146	SPZ 100 X 6	2012
031Z0156	SPZ 106 X 6	2012
031Z0166	SPZ 112 X 6	2012
031Z0176	SPZ 118 X 6	2517
031Z0186	SPZ 125 X 6	2517
031Z0196	SPZ 132 X 6	2517
031Z0206	SPZ 140 X 6	2517
031Z0211	SPZ 150 X 1	1610
031Z0212	SPZ 150 X 2	2012
031Z0213	SPZ 150 X 3	2012
031Z0214	SPZ 150 X 4	2517
031Z0215	SPZ 150 X 5	2517
031Z0216	SPZ 150 X 6	2517
031Z0226	SPZ 160 X 6	2517
031Z0231	SPZ 170 X 1	1610
031Z0232	SPZ 170 X 2	2012
031Z0233	SPZ 170 X 3	2012
031Z0234	SPZ 170 X 4	2517
031Z0235	SPZ 170 X 5	2517
031Z0236	SPZ 170 X 6	2517
031Z0246	SPZ 180 X 6	2517
031Z0251	SPZ 190 X 1	1610
031Z0252	SPZ 190 X 2	2012
031Z0253	SPZ 190 X 3	2012
031Z0254	SPZ 190 X 4	2012
031Z0255	SPZ 190 X 5	2517
031Z0256	SPZ 190 X 6	2517
031Z0266	SPZ 200 X 6	2517
031Z0281	SPZ 224 X 1	2012
031Z0282	SPZ 224 X 2	2012
031Z0283	SPZ 224 X 3	2012
031Z0284	SPZ 224 X 4	2517
031Z0285	SPZ 224 X 5	2517
031Z0286	SPZ 224 X 6	2517
031Z0306	SPZ 250 X 6	2517
031Z0321	SPZ 280 X 1	2012
031Z0322	SPZ 280 X 2	2012
031Z0323	SPZ 280 X 3	2517
031Z0324	SPZ 280 X 4	2517
031Z0325	SPZ 280 X 5	2517
031Z0326	SPZ 280 X 6	2517
031Z0336	SPZ 315 X 6	2517
031Z0341	SPZ 355 X 1	2012
031Z0342	SPZ 355 X 2	2012
031Z0343	SPZ 355 X 3	2517
031Z0344	SPZ 355 X 4	2517
031Z0345	SPZ 355 X 5	2517
031Z0346	SPZ 355 X 6	2517
031Z0356	SPZ 400 X 6	3020
031Z0361	SPZ 450 X 1	2517
031Z0362	SPZ 450 X 2	2517
031Z0363	SPZ 450 X 3	2517
031Z0364	SPZ 450 X 4	3020
031Z0365	SPZ 450 X 5	3020
031Z0366	SPZ 450 X 6	3020
031Z0371	SPZ 500 X 1	2517
031Z0376	SPZ 500 X 6	3020
031Z0392	SPZ 630 X 2	2517
031Z0396	SPZ 630 X 6	3525

ADDITIONAL SPA PULLEY SIZES

Product Code	Description	Bush Size
031A0081	SPA 71 X 1	1108
031A0082	SPA 71 X 2	1108
031A0083	SPA 71 X 3	1108
031A0091	SPA 75 X 1	1108
031A0092	SPA 75 X 2	1108
031A0093	SPA 75 X 3	1108
031A0104	SPA 80 X 4	1210
031A0114	SPA 85 X 4	1210
031A0231	SPA 170 X 1	1610
031A0232	SPA 170 X 2	2012
031A0233	SPA 170 X 3	2517
031A0234	SPA 170 X 4	2517
031A0235	SPA 170 X 5	3020
031A0236	SPA 170 X 6	3020
031A0251	SPA 190 X 1	2012
031A0252	SPA 190 X 2	2012
031A0253	SPA 190 X 3	2517
031A0254	SPA 190 X 4	3020
031A0255	SPA 190 X 5	3020
031A0256	SPA 190 X 6	3020
031A0271	SPA 212 X 1	2012
031A0272	SPA 212 X 2	2517
031A0273	SPA 212 X 3	2517
031A0274	SPA 212 X 4	3020
031A0275	SPA 212 X 5	3020
031A0276	SPA 212 X 6	3020
031A0291	SPA 236 X 1	2012
031A0292	SPA 236 X 2	2517
031A0293	SPA 236 X 3	2517
031A0294	SPA 236 X 4	3020
031A0295	SPA 236 X 5	3020
031A0296	SPA 236 X 6	3020
031A0311	SPA 265 X 1	2012
031A0312	SPA 265 X 2	2517
031A0313	SPA 265 X 3	2517
031A0314	SPA 265 X 4	3020
031A0315	SPA 265 X 5	3020
031A0316	SPA 265 X 6	3020
031A0471	SPA 300 X 1	2012
031A0472	SPA 300 X 2	2517
031A0473	SPA 300 X 3	3020
031A0474	SPA 300 X 4	3020
031A0475	SPA 300 X 5	3525
031A0476	SPA 300 X 6	3525
031A0481	SPA 335 X 1	2012
031A0482	SPA 335 X 2	2517
031A0483	SPA 335 X 3	3020
031A0484	SPA 335 X 4	3020
031A0485	SPA 335 X 5	3525
031A0486	SPA 335 X 6	3525
031A0341	SPA 355 X 1	2012
031A0342	SPA 355 X 2	2517
031A0343	SPA 355 X 3	3020
031A0344	SPA 355 X 4	3020
031A0345	SPA 355 X 5	3525
031A0346	SPA 355 X 6	3525
031A0361	SPA 450 X 1	2012
031A0362	SPA 450 X 2	2517
031A0363	SPA 450 X 3	3020
031A0364	SPA 450 X 4	3020
031A0365	SPA 450 X 5	3525
031A0366	SPA 450 X 6	3525
031A0371	SPA 500 X 1	2517
031A0381	SPA 560 X 1	2517
031A0382	SPA 560 X 2	3020
031A0383	SPA 560 X 3	3020
031A0384	SPA 560 X 4	3525
031A0385	SPA 560 X 5	3525
031A0386	SPA 560 X 6	3525
031A0391	SPA 630 X 1	2517
031A0412	SPA 800 X 2	3525
031A1433	SPA 1000 X 3	3535
031A1434	SPA 1000 X 4	4040
031A1435	SPA 1000 X 5	4545
031A1436	SPA 1000 X 6	4545

Additional Taper Lock® Pulley Sizes



ADDITIONAL SPB PULLEY SIZES

Product Code	Description	Bush Size
031B0141	SPB 100 X 1	1610
031B0142	SPB 100 X 2	1610
031B0143	SPB 100 X 3	1610
031B0144	SPB 100 X 4	1210
031B0151	SPB 106 X 1	1610
031B0152	SPB 106 X 2	1610
031B0153	SPB 106 X 3	1610
031B0154	SPB 106 X 4	1610
031B0161	SPB 112 X 1	1610
031B0164	SPB 112 X 4	1610
031B0171	SPB 118 X 1	1610
031B0174	SPB 118 X 4	1610
031B0181	SPB 125 X 1	1610
031B0186	SPB 125 X 6	2012
031B0191	SPB 132 X 1	1610
031B0196	SPB 132 X 6	2012
031B0201	SPB 140 X 1	1610
031B0211	SPB 150 X 1	1610
031B0221	SPB 160 X 1	1610
031B0228	SPB 160 X 8	3020
031B1228	SPB 160 X 8	3030
031B0231	SPB 170 X 1	1610
031B0238	SPB 170 X 8	3020
031B0241	SPB 180 X 1	1610
031B0251	SPB 190 X 1	2012
031B0261	SPB 200 X 1	2012
031B0271	SPB 212 X 1	2012
031B0281	SPB 224 X 1	2012
031B0291	SPB 236 X 1	2012
031B0301	SPB 250 X 1	2012
031B0312	SPB 265 X 2	2517
031B0313	SPB 265 X 3	3020
031B0314	SPB 265 X 4	3020
031B0315	SPB 265 X 5	3525
031B0316	SPB 265 X 6	3525
031B0318	SPB 265 X 8	3525
031B0321	SPB 280 X 1	2012
031B0331	SPB 315 X 1	2012
031B0403	SPB 710 X 3	3525
031B0404	SPB 710 X 4	3525
031B0405	SPB 710 X 5	4030
031B0406	SPB 710 X 6	4535
031B0408	SPB 710 X 8	4535
031B0412	SPB 800 X 2	3525
031B0423	SPB 900 X 3	3525
031B0424	SPB 900 X 4	4030
031B0425	SPB 900 X 5	4535
031B0426	SPB 900 X 6	4535
031B0428	SPB 900 X 8	4535
031B0443	SPB 1250 X 3	5040
031B0444	SPB 1250 X 4	5040
031B0445	SPB 1250 X 5	5040
031B0446	SPB 1250 X 6	5040
031B0448	SPB 1250 X 8	5040
031B0471	SPB 300 X 1	2012
031B0472	SPB 300 X 2	2517
031B0473	SPB 300 X 3	3020
031B0474	SPB 300 X 4	3525
031B0475	SPB 300 X 5	3525
031B0476	SPB 300 X 6	3252
031B0478	SPB 300 X 8	3525
031C1470	SPC 300 X 10	4040
031B0482	SPB 335 X 2	3020
031B0483	SPB 335 X 3	3020
031B0484	SPB 335 X 4	3525
031B0485	SPB 335 X 5	3525
031B0486	SPB 335 X 6	3525
031B0488	SPB 335 X 8	3525

ADDITIONAL SPC PULLEY SIZES

Product Code	Description	Bush Size
031C0268	SPC 200 X 8	3525
031C0278	SPC 212 X 8	3525
031C1280	SPC 224 X 10	4040
031C0290	SPC 236 X 10	4040
031C1300	SPC 250 X 10	4040
031C1310	SPC 265 X 10	4040
031C1320	SPC 280 X 10	4040
031C1470	SPC 300 X 10	4040
031C1330	SPC 315 X 10	4545
031C1480	SPC 335 X 10	4545
031C1340	SPC 355 X 10	4545
031C1490	SPC 375 X 10	4545
031C1350	SPC 400 X 10	5050
031C1500	SPC 425 X 10	5050
031C1360	SPC 450 X 10	5050
031C1510	SPC 475 X 10	5050
031C1370	SPC 500 X 10	5050
031C1520	SPC 530 X 10	5050
031C1380	SPC 560 X 10	5050
031C1390	SPC 630 X 10	5050
031C1400	SPC 710 X 10	5050
031C0403	SPC 710 X 3	4030
031C0404	SPC 710 X 4	4535
031C0405	SPC 710 X 5	5040
031C0406	SPC 710 X 6	5040
031C0408	SPC 710 X 8	5040
031C1410	SPC 800 X 10	5050
031C0423	SPC 900 X 3	5040
031C0424	SPC 900 X 4	5040
031C0425	SPC 900 X 5	5040
031C0426	SPC 900 X 6	5040
031C0428	SPC 900 X 8	5040
031C0420	SPC 900 X 10	5040
031C1430	SPC 1000 X 10	5050
031C1440	SPC 1250 X 10	5050

These additional sizes of Taper Lock® vee pulleys are readily available but are not stocked at all distribution outlets.

Sizes in bold type use long series Taper Lock® bushes.

10 groove SPB pulleys with long series Taper Lock® bushes are also available in diameters from 200mm to 1250mm.

- Eliminate belt whip, belt twist and belt turn over
- Ideal for drives with pulsating loads
- Available for ISO and RMA pulleys
- Heat and oil resistant

On applications where pulsating or shock loads cause instability in matched sets of Wedge or V-belts, Fenner Banded belts can provide the ideal solution.

By joining together a number of belts with a tie band the banded belt has sufficient lateral rigidity to eliminate problems caused by belts whipping or turning over, and by keeping the belts running into the grooves in a straight line excessive jacket wear is avoided resulting in longer belt life.

Fenner Banded belts can be used in Fenner Taper Lock pulleys manufactured to ISO standards but they are also available for RMA profile pulleys.

When ordering Banded belts it is important that the correct groove profile is selected. The groove spacing i.e. dimension 'e' is given in the following table.

Belt section	Pulley types	e (mm)
SPZ	ISO standard only	12.0
SPA		15.0
SPB		19.0
SPC		25.5
9J (Alpha, 3V)	RMA only	10.3
15J (Beta, 5V)		17.5
25J (Delta, 8V)		28.6
HA	RMA only RMA and ISO ISO only	15.9
B		19.0
C		25.5
D		37.0

Note

- 1) Pulleys and belts defined as ISO conform exactly to BS 3790:1981.
- 2) RMA denotes Rubber Manufacturers Association of America standards and often applies to agricultural machinery.

Anti-Static Properties

Fenner Concord Plus banded belts can be supplied with anti-static properties to order.

Tensioning

Banded belts should be installed with the same tension as for Power Plus wedge belts (page77).

The Fenner spring plunger belt tension indicator can be used, as for individual belts but with the same setting force MULTIPLIED by the number of belts in a band (2, 3, 4 or 5).

A piece of rigid bar placed across the band width can ensure even deflection of all belts in the band.

SELECTION

- (a) Determine whether any pulsating loads will be present in the drive, which would cause excessive vibration.
- (b) Using the wedge belt selection procedure, pages 38–39, select the number and size of belts and sizes of pulleys to suit the particular drive*.
- (c) Select a banded belt length from page 71 nearest to the length found in step (b).

*RMA wedge belts and HA section V-belts are only intended for replacement purposes. New drives should be designed using ISO wedge or classical section belts. If the exact length is not listed opposite, re-calculate the centre distance using the formula below:-

$$C = A + \sqrt{A^2 - B}$$

where: $A = \frac{L}{4} - 0.3925 (D+d)$

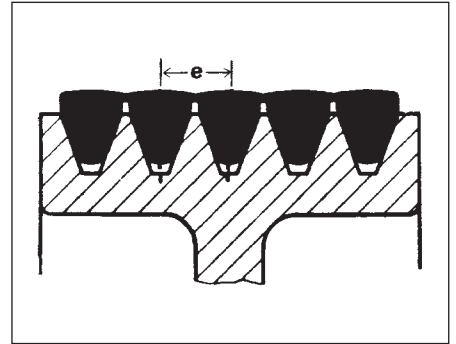
$$B = \frac{(D - d)^2}{8}$$

- C = centre distance in mm
- D = pitch diameter of larger pulley in mm
- d = pitch diameter of smaller pulley in mm
- L = pitch length of belt in mm

It is normal practice to use no more than five belts in one band. Accumulation of manufacturing tolerances on pulley groove pitch (dimension 'e') can result in incorrect belt seating when more than 5 belts are used in a single band.

Therefore when more than 5 belts are needed use two or more bands e.g. :-

- 6 belts - use 2 bands of 3
- 8 belts - use 2 bands of 4
- 9 belts - use 1 band of 4 and 1 band of 5



ORDERING INSTRUCTIONS

When ordering Banded Belts it is important to state the number of belts per band; the section and the belt length as follows:-

- Banded 4 9J 2840 is 4 Banded 9J 2840
- Banded 5 SPB 3170 is 5 Banded SPB 3170
- Banded 2 C 3100 is 2 Banded C 3100

Complete the catalogue codes on page 71 by adding 2, 3, 4 or 5 indicating the number of belts in the band.

- e.g.
- Banded 4 9J 2840 is 212Z02844
- Banded 5 SPB 3170 is 216B03175
- Banded 2 C 3100 is 214C03102

Note: When ordering banded belts it is important to specify the correct pulley groove profile, as ISO and RMA grooves have different spacings (dimension e) for essentially the same belt section.

Fenner® Concord PLUS

Banded Belts

- Perfect solution for eliminating belt whip, belt twist and belt turnover
- Ideal for drives with pulsating loads

Fenner Concord Plus Banded Belts



WEDGE BELTS FOR ISO PULLEYS

SPZ 10 x 8 mm		SPA 13 x 10 mm		SPB 16 x 13 mm		SPC 22 x 18 mm	
Catalogue Code	Belt Length	Catalogue Code	Belt Length	Catalogue Code	Belt Length	Catalogue Code	Belt Length
216Z0127 –	1270	216A0100 –	1000	216B0141 –	1410	216C0265 –	2650
0132 –	1320	0112 –	1120	0160 –	1600	0280 –	2800
0134 –	1340	0125 –	1250	0180 –	1800	0300 –	3000
0140 –	1400	0140 –	1400	0200 –	2000	0315 –	3150
0142 –	1420	0150 –	1500	0202 –	2020	0335 –	3350
0147 –	1470	0160 –	1600	0212 –	2120	0355 –	3550
0150 –	1500	0140 –	1700	0224 –	2240	0375 –	3750
0152 –	1520	0180 –	1800	0236 –	2360	0400 –	4000
0156 –	1560	0190 –	1900	0250 –	2500	0425 –	4250
0160 –	1600	0200 –	2000	0265 –	2650	0450 –	4500
0170 –	1700	0212 –	2120	0280 –	2800	0475 –	4750
0180 –	1800	0224 –	2240	0300 –	3000	0500 –	5000
0190 –	1900	0236 –	2360	0315 –	3150	0530 –	5300
0200 –	2000	0250 –	2500	0335 –	3350	0560 –	5600
0212 –	2120	0265 –	2650	0355 –	3550	0600 –	6000
0224 –	2240	0280 –	2800	0375 –	3750	0630 –	6300
0236 –	2360	0300 –	3000	0400 –	4000	0670 –	6700
0250 –	2500	0315 –	3150	0425 –	4250	0710 –	7100
0265 –	2650	0335 –	3350	0450 –	4500	0750 –	7500
0280 –	2800	0355 –	3550	0475 –	4750	0800 –	8000
0300 –	3000	0375 –	3750	0500 –	5000	0850 –	8500
0315 –	3150	0400 –	4000	0530 –	5300	0900 –	9000
0335 –	3350	0425 –	4250	0560 –	5600	0950 –	9500
0375 –	3750	0450 –	4500	0600 –	6000	1000 –	10000
0400 –	4000			0630 –	6300	1060 –	10600
				0710 –	7100	1120 –	11200
				0750 –	7500	1180 –	11800
				0800 –	8000	1250 –	12500

WEDGE BELTS FOR RMA (AMERICAN STANDARD) PULLEYS

9J (ALPHA, 3V)		15J (BETA, 5V)		25J (DELTA, 8V)	
Catalogue Code	Belt Length	Catalogue Code	Belt Length	Catalogue Code	Belt Length
212Z0127 –	1270	212B0141 –	1410	212D0265	2650
0140 –	1400	0150 –	1500	0283	2830
0150 –	1500	0160 –	1600	0316	3160
0152 –	1520	0180 –	1800	0354	3540
0156 –	1560	0202 –	2020	0379	3790
0160 –	1600	0215 –	2150	0405	4050
0165 –	1650	0228 –	2280	0456	4560
0170 –	1700	0241 –	2410	0506	5060
0180 –	1800	0253 –	2530	0567	5670
0185 –	1850	0268 –	2680	0633	6330
0190 –	1900	0284 –	2840	0710	7100
0203 –	2030	0300 –	3000	0799	7990
0216 –	2160	0317 –	3170	0900	9000
0228 –	2280	0335 –	3350	1014	10140
0241 –	2410	0355 –	3550		
0254 –	2540	0380 –	3800		
0269 –	2690	0406 –	4060		
0284 –	2840	0431 –	4310		
0300 –	3000	0456 –	4560		
0317 –	3170	0482 –	4820		
0355 –	3550	0507 –	5070		
0375 –	3750	0538 –	5380		
0400 –	4000	0568 –	5680		
		0600 –	6000		
		0634 –	6340		
		0710 –	7100		
		0800 –	8000		

V-BELTS FOR RMA & ISO PULLEYS

HA*
13 x 8 mm
Range of pitch lengths 1300–4500
B**
17 x 11 mm
Range of pitch lengths 1310–7000
C**
22 x 14 mm
Range of pitch lengths 1950–10050
D †
32 x 19 mm
Range of pitch lengths 3130–14400

- * RMA Pulleys only
- ** RMA & ISO Pulleys
- † ISO Pulleys only

8 digit catalogue codes are made up in the same style as for wedge belts, but first 3 digits are 214.

Belt lengths are pitch lengths in millimetres.

Other belt lengths may be available – consult your local Authorised Distributor.

Note: The ISO 4184 standard now refers to 'datum' lengths, which are essentially the same as 'pitch' lengths.

PowerTwist Plus belting incorporates the most up-to-date materials available, giving it unique qualities of resistance to many of the adverse working conditions that belts are subject to, and properties that were deficient in earlier designs of link belts. These link belts are complementary to the range of Fenner wedge and V-Belts and are extensively used in industrial, marine, agricultural and heating & ventilation applications.

ADVANTAGES OF POWERTWIST LINK BELTS

Adjustable to any length, adaptable to any drive

Fit the belts to the drive, not the drive to the belts.

Drive elements can be located most effectively and belts installed without removing bearings.

No Slippage

Quick, easy length adjustment minimises belt creep to guarantee full speed and full productivity of machines.

Minimum Inventory

Four boxes of link belting can replace hundreds of fixed length, endless V-Belts. Boxes can be stored easily, providing simplified visual control of inventory.

Vibration

Fenner link belts are manufactured to extremely close tolerances. The design of the belt significantly reduces transmissible vibrations in some applications.

Long Lasting Construction

The extreme flexibility of these belts greatly reduces belt stress, heat build up and fatigue. The construction of the belts is designed to dissipate heat.

Maximum Power Delivery

On multiple belt drives it is easy to maintain correct tension on all belts. Each belt carries its required load, for maximum power delivery and longest life.

Temperature

Power Twist Plus will operate in temperatures from - 40 to 110°C.

Water, Chemical & Oil Resistance

This belt will not degrade if immersed in water or if in contact with oil, grease, agricultural chemicals and common solvents.

Economical Lengths

PowerTwist belting is also available in economical lengths. Boxed in 10 metre lengths, ideal for display or mobile maintenance engineers.

SPECIAL TYPES

Double V Section

For use on serpentine drives with both sides of the belt engaging in V pulley grooves.



AA; BB & CC sections.

Ground Round

Designed specifically to replace round profile rubber or leather belts on "rope" drives.

8mm, 9.5mm, 12.5mm, 14mm & 19mm diameters.


High grip, or PTFE top layer coatings available for conveying applications.



PowerTwist Plus® Belting



Section 2



PowerTwist Plus link V-Belts are manufactured from an exclusive, high strength urethane/polyester composite. This makes PowerTwist Plus an incredibly strong, yet flexible belt that will take on the roughest of working conditions.

PowerTwist Plus V-Belt's unique cross-lock design gives a raw edge cog construction which provides excellent durability and performance, delivering higher power ratings than almost any other link type V-Belts on the market. When the tension is applied to the belt, the cross-link design locks tightly thus producing the lowest stretch of any link V-Belt.

PowerTwist Plus V-Belts save time on installation because no special tools are required, all that is needed is a quick twist both to couple or uncouple the belt and this is easily achieved in seconds.

Available from stock in Z, A, B and C sections, for use in standard dual groove pulleys. See pages 60-67.

FRICION BELT DRIVES

POWERTWIST PLUS POWER RATINGS

Rev/min of faster Rev/min	Rated Power (kW) Per Belt for Small Pulley Pitch Diameter (mm)																
	Z Section			A Section					B Section					C Section			
	56	71	90	80	90	95	106	125	125	150	170	190	212	200	215	224	250
950	0.15	0.22	0.32	0.84	1.06	1.17	1.41	1.82	2.19	3.11	3.84	4.54	5.30	6.46	7.42	7.99	9.62
1450	0.21	0.32	0.45	1.15	1.46	1.63	1.97	2.55	2.94	4.24	5.25	6.23	7.26	8.41	9.72	10.48	12.61
2850	0.34	0.52	0.72	1.77	2.32	2.60	3.17	4.12	4.18	6.17	7.61	-	-	-	-	-	-
600	0.10	0.16	0.22	0.59	0.74	0.81	0.98	1.25	1.55	2.17	2.66	3.15	3.66	4.63	5.29	5.69	6.82
800	0.13	0.19	0.28	0.74	0.93	1.03	1.23	1.58	1.93	2.73	3.36	3.97	4.63	5.73	6.56	7.07	8.49
1000	0.16	0.24	0.34	0.87	1.10	1.22	1.47	1.90	2.27	3.24	3.99	4.73	5.52	6.69	7.69	8.28	9.97
1200	0.18	0.28	0.39	1.00	1.27	1.41	1.70	2.20	2.59	3.71	4.58	5.43	6.34	7.53	8.68	9.36	11.27
1400	0.20	0.31	0.44	1.12	1.42	1.58	1.92	2.48	2.87	4.15	5.12	6.07	7.08	8.25	9.52	10.28	12.37
1600	0.22	0.34	0.48	1.22	1.57	1.74	2.12	2.75	3.13	4.53	5.62	6.66	7.76	8.85	10.23	11.04	13.27
1800	0.25	0.38	0.53	1.33	1.71	1.90	2.31	3.01	3.36	4.89	6.07	7.18	8.34	9.32	10.78	11.63	13.95
2000	0.27	0.41	0.57	1.42	1.84	2.05	2.50	3.24	3.58	5.22	6.47	7.65	8.87	9.66	11.19	12.06	-
2200	0.28	0.44	0.61	1.51	1.97	2.19	2.67	3.47	3.76	5.50	6.82	8.05	9.30	9.87	11.42	-	-
2400	0.31	0.46	0.65	1.60	2.08	2.33	2.83	3.68	3.92	5.76	7.13	8.39	-	-	-	-	-
2600	0.32	0.49	0.69	1.68	2.19	2.45	2.99	3.89	4.06	5.97	7.37	-	-	-	-	-	-
2800	0.34	0.51	0.72	1.75	2.30	2.57	3.13	4.07	4.16	6.14	7.57	-	-	-	-	-	-
3000	0.35	0.54	0.74	1.82	2.39	2.68	3.27	4.25	4.24	6.27	-	-	-	-	-	-	-
3200	0.37	0.56	0.76	1.89	2.48	2.77	3.39	4.41	4.30	-	-	-	-	-	-	-	-
3400	0.37	0.57	0.78	1.94	2.56	2.87	3.51	4.55	4.33	-	-	-	-	-	-	-	-
3600	0.69	0.59	0.80	1.99	2.63	2.95	3.62	4.68	4.32	-	-	-	-	-	-	-	-
3800	0.40	0.60	0.81	2.04	2.70	3.03	3.71	4.79	-	-	-	-	-	-	-	-	-
4000	0.40	0.61	0.81	2.08	2.76	3.10	3.80	-	-	-	-	-	-	-	-	-	-

SELECTION

To design a Fenner PowerTwist Plus drive simply refer to the wedge belt selection procedure (pages 38-39) utilising the power ratings given above.

For applications that would benefit from the advantages of modern link belting, but require SP (wedge) type belt ratings, consult your local Authorised Distributor.

INSTALLATION

See page 78

Adjustable Pitch Pulleys & Bi-Loc Pulleys

GENERAL

The LP adjustable pulley is used in conjunction with standard Taper Lock dual groove pulleys, pages 60-69, and Fenner Classic V-belts to allow small adjustments to driven speed from fixed speed prime movers.

CONSTRUCTION

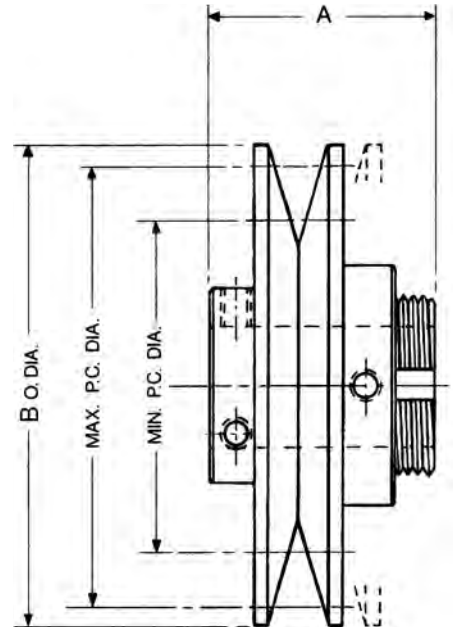
Made from grey cast iron, these pulleys have one fixed flank, and an opposite flank which can be adjusted by screw thread, with the drive stationary, and then fixed in position.

INSTALLATION & USE

Pulleys are supplied pilot bored for reboring/ keywaying as appropriate.

Drive centre distance adjustment is used to maintain correct belt tension if pulley diameter is changed.

Note that the belt centre line shifts when diameter changes. Driven pulley may need realignment.



DIMENSIONS OF LP ADJUSTABLE PULLEYS

Catalogue Code	Pulley Designation	Belt Section	Max PCD	Min PCD	A	D	Min bore	Max bore
048A0000	LP80/93A	Z	78	54	35	93	10	24
		A	85	60				
048B0000	LP95/108A	Z	92	68	35	108	10	28
		A	100	71				
048C0000	LP112/120A	Z	104	80	35	120	12	28
		A	112	85				
048D0000	LP132/138A	Z	122	100	38	138	16	42
		A	130	100				
048E0000	LP160/180B	A	158	128	45	180	18	48
		B	170	132				

Bores are to F7 limits, Dimensions in millimetres.

* Stock pulleys are minimum bore without shaft grub screw holes. They can be supplied bored to size with tapped holes on request.

POWER RATINGS (KW)

Catalogue Code	Pulley Designation	Belt Section	960 rev/min		1440 rev/min		2880 rev/min	
			Max pcd	Min pcd	Max pcd	Min pcd	Max pcd	Min pcd
048A0000	LP80/93A	Z	0.89	0.43	1.21	0.54	1.96	0.74
		A	1.11	0.41	1.49	0.50	2.20	0.55
048B0000	LP95/108A	Z	1.18	0.67	1.63	0.92	2.74	1.49
		A	1.60	0.73	2.19	0.89	3.38	1.07
048C0000	LP112/120A	Z	1.14	0.93	1.95	1.29	2.70	2.11
		A	1.98	1.11	2.74	1.49	4.28	2.20
048D0000	LP132/138A	Z	1.65	1.34	2.35	1.88	3.77	3.10
		A	2.51	1.60	3.50	2.19	5.56	3.38
048E0000	LP160/180B	A	3.20	2.40	4.50	3.40	7.10	5.30
		B	4.71	2.88	6.42	3.86	8.91	5.29

For other than smooth load 10 hours per day applications, the above powers should be derated by 25%.

BI-LOC PULLEYS

The Fenner Bi-Loc system employs lightweight cast iron pulleys with 'Quadruple Duty' Grooves for A/SPA and B/SPB section belts. Twin-tapered steel bushes with metric and Imperial bores are used to mount single, double or different diameter pulleys on one shaft. A shrink-on fit is achieved without keys or grub screws. Only a spanner is needed for fitting and removal.

- Mount single, double or different diameter pulleys on one bush.
- Use retainer and screws for single pulley assembly.
- Use bolts for double groove pulley assembly.



Pitch Diameter		Outside Dia. †	Bush No
A/SPA actual	B/SPB* nominal		
71	81	88	1 Bore range 10 - 28mm
75	85	92	
80	90	97	
85	95	102	
90	100	107	
95	105	112	
100	110	117	
106	116	123	
112	122	129	
118	128	135	
125	135	142	
132	142	149	
140	150	157	
150	160	167	
160	170	177	
180	190	197	
200	209	216	
224	233	240	
250	259	266	
280	289	296	
315	324	331	
355	364	371	
400	409	416	
450	459	466	

* for actual B/SPB pitch diameter deduct 0.25mm
† for actual outside diameter deduct 0.32mm



URETHANE BELTING

- Very high coefficient of friction.
- Reinforced urethanes with high load carrying capacity.
- High chemical resistance
Heat, moisture and ultra-violet light resistant.
- Wide range of sections and material types available.
- Useful for power transmission and conveyor applications.
- Customised design available in-house
- Most materials FDA/USDA approved
- Joined by butt or overlap welding or special metal fasteners.

THE RANGE

- Round Section 2 - 20mm diameter
80, 85, 89, 90, 95 hardness grades
Plain and textured surfaces
'Quick Connect' hollow type with metal fasteners
- Twisted O Rings Many colours and clear
- Other Sections Trapezoidal 3L,Z, A, B, C, D, E sections
Hexagonal AA, BB sections
Crown top, ridge top, ribbed top, ribbed back etc,
- Many colours
- Solid PU or textile reinforced



APPLICATIONS

- Conveying light or delicate products
- Light power transmission
- Can-cable for canning lines
- Driving conveyor rolls
- Conveying abrasive materials

BUTT WELDING KITS

- Includes clamps, hot knife (240v - 110v available), flash cutter, shears - in a handy carrying case
- Overlap welding kit also available

NOTE: Quantity requirements can be supplied ready welded to size.



"ONE SHOT" TENSIONING

Fenner **FB** belts are Precision Built to ensure inherent length stability and matching during storage and on the drive. Over many years, the principle of "one-shot" tensioning has been verified by successful drives the world over.

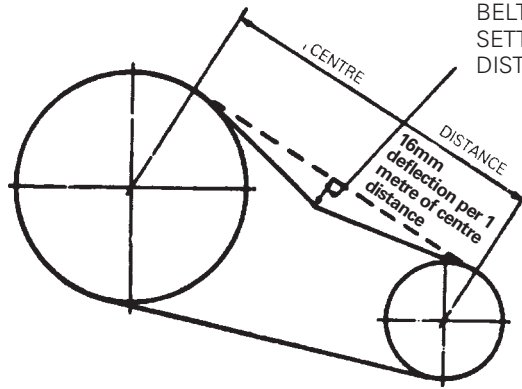
- Install the belts to be a snug fit around the pulleys.
- Spin the pulleys 3-4 revolutions to bed belts into the pulley grooves. (Note: if done manually, beware of finger entrapment between belts and pulleys)
- Tension the belts to the 1.25x setting forces from the table.
- Run the drive under load for 15-20 minutes.
- Stop the drive, check tension & reset to the basic value (standard V and wedge belts) if necessary. CRE Plus & Quattro Plus belts should be reset to the 1.25x value.

With a drive that is properly designed for the application there should be no need for further attention during the life of the belts.

For short centre distance drives where the deflection of the belt is too small to measure accurately it is recommended that both deflection and setting force be doubled.

Method of belt tensioning using Fenner Belt Tension Indicator

- Calculate the deflection in mm on a basis of 16mm per metre of centre distance. Centre distance (metres) x 16 = deflection (mm).
- Set the lower marker ring at the deflection distance required in mm on the lower scale.
- Set the upper marker ring against the bottom edge of the top tube.
- Place the belt tension indicator on top of the belt at the centre of span, and apply a force at right angles to the belt, deflecting it to the point where the lower marker ring is level with the top of an adjacent belt.
- Read off the setting force value indicated by the top edge of the upper marker ring.
- Compare this force to the kgf value shown in the table.
- If a Fenner Belt Tension Indicator is not available, a spring balance and rule will suffice.
- With banded belts (pages 70 and 71) use a bar across the band width to ensure even distribution of the force and **DIVIDE** the force measured by the number of belts in the band for comparison with the values in the table above. Alternatively, for the same deflection, use a setting force from the table above **MULTIPLIED** by the number of belts in the band.




BELT TENSION INDICATOR APPLIES SETTING FORCE AT MID CENTRE DISTANCE

The setting forces below are designed to cover a wide range of drives. A precise setting force for individual applications can be calculated. Please consult your local Authorised Distributor or use the 'Fenner Select' design software at www.fptgroup.com

SETTING FORCES

Belt Section	Setting force to deflect belt 16 mm per metre of span				
	Small pulley diameter (mm)	Basic setting forces Newtons (N) kilograms (kgf)		1.25 x setting forces Newtons (N) kilograms (kgf)	
SPZ	56 to 71	16	1.6	20	2.0
	75 to 90	18	1.8	22	2.2
	95 to 125	20	2.0	25	2.5
XPZ & QXPZ	over 125	22	2.2	28	2.8
	80 to 100	22	2.2	28	2.8
SPA, HSPA XPA & QXPA	106 to 140	30	3.0	38	3.9
	150 to 200	36	3.7	45	4.6
	over 200	40	4.0	50	5.1
SPB, HSPB XPB & QXPB	112 to 160	40	4.0	50	5.1
	170 to 224	50	5.1	62	6.3
	236 to 355	62	6.3	77	7.9
	over 355	65	6.6	81	8.3
SPC, HSPC & QXPC	224 to 250	70	7.1	87	8.9
	265 to 355	92	9.4	115	12.0
	over 375	115	12.0	144	15.0
8V	335 & above	150	15.0	190	19.0
Z	56 to 100	5 to 7.5	0.5 to 0.8		
A (& HA banded)	80 to 140	10 to 15	1.0 to 1.5		
B	125 to 200	20 to 30	2.0 to 3.1		
C	200 to 400	40 to 60	4.1 to 6.1		
D	355 to 600	70 to 105	7.1 to 10.7		

FENNER BELT TENSION INDICATOR



NOTES:

For single belt drives a straight edge should be placed across the two pulleys to act as a datum for measuring the amount of deflection.

If the measured force falls within the values given, the drive should be satisfactory. A measured force below the basic value indicates under-tensioning.

A new drive should be tensioned to the 1.25x value to allow for the normal drop in tension during the running-in period.

After the drive has been running for 15-20 minutes, under load the tension should be checked and re-adjusted, if necessary.

TROUBLE SHOOTING

Small radial cracks on belt side and base

Generally caused by slippage due to insufficient belt tension, but excessive

heat and/or chemical fumes can also cause the same problem.

Belt swelling or softening

Caused by excessive contamination by oil, certain cutting fluids, water or rubber solvent.

Whip during running

Often caused by incorrect tensioning, particularly on long centre drives. If a slightly higher (or lower) tension does not cure the problem there may be a critical vibration frequency in the system which requires re-design or use of banded belts. Consult your local Authorised Distributor Technical Services.

Pulleys

Pulley groove wear can cause rapid belt failure. Check grooves for wear with a Fenner groove gauge.

Installation and Operaton of Wedge & V-Belt Drives



Although comparatively old in principle today's belt drive is an extremely efficient method of transmitting power between prime mover and machinery.

It owes its present high performance standards to many years of research and development by engineers and technologists, leading to significant refinements in materials and processes. To derive maximum benefit from such advances it is important that the simple installation and operation procedures set out here are closely followed. Making these routines standard practice will ensure optimum performance and long, trouble-free life from Fenner belt drives.

INSTALLATION

■ PULLEYS

Before assembling the drive, check the pulley grooves are free from scores or sharp edges, and all dimensions conform to the relevant standard.

Drive installation is straightforward with Taper Lock – but follow all steps on the installation leaflet provided with every Taper Lock bush.

■ ALIGNMENT

Good alignment of pulleys is important to avoid belt flank wear. The diagrams opposite show some of the common alignment faults.

Pulley misalignment should not exceed 1/2 ° angular and 10mm / metre drive centre distance, axial.

A laser alignment device is available, which facilitates quick, easy and accurate pulley alignment - consult your local Authorised Distributor.

■ BELT INSTALLATION

When the pulleys have been correctly positioned on the shafts, the belts can be installed to complete the drive.

The drive centre distance should be reduced prior to the installation of the belts so that they may be fitted without the use of force. Under no circumstances must belts be prised into the grooves. Belts and pulley grooves can easily be damaged by using sharp tools to stretch the belts over the pulley rim.

The installation allowance given in the table opposite is the minimum recommended reduction in centre distance for the various belt sections and lengths to allow for correct fitting.

The take-up allowance given in the same table should be added on to the calculated centre distance to allow for belt stretch/bedding in.

■ GUARDS

Where guards are necessary it is desirable to use mesh materials to permit adequate ventilation.

Guards should be generously sized to allow for incidental belt flap.

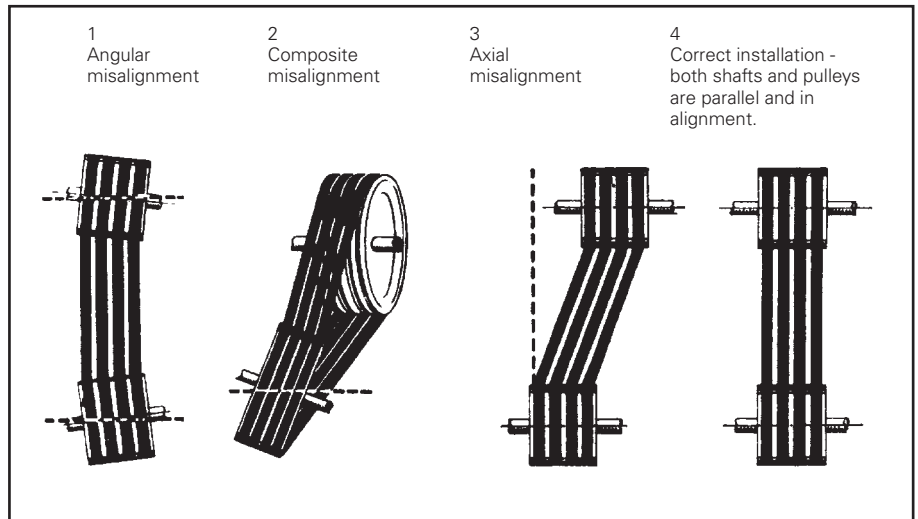
■ TENSIONING PULLEYS

If tensioning (jockey) pulleys are to be used on wedge belt drives, they must be grooved pulleys working on the inside of the drive, preferably on the slack side. The pulley should be positioned as close as possible to the large pulley. Flat tensioning pulleys, bearing on the outside of the drive are permissible only with V and not with wedge belts. They should be positioned within one third of the centre distance from the small pulley.

The tensioning pulley must have at least the same diameter as the small pulley of the drive.

Tensioning pulley movement must allow for passing the belts over the outside diameter of one of the drive pulleys on installation, and should also allow for belt stretch/bedding in.

The modern wedge belt drive is a highly efficient power transmission medium, but optimum performance will not be achieved without correct tension and alignment.



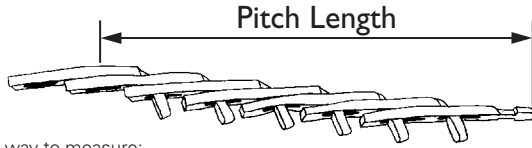
INSTALLATION AND TAKE-UP ALLOWANCE						
Belt Pitch Length (mm)	Installation Allowances					Take-up (mm)
	SPZ Z	SPA A	SPB B	SPC C	8V D	
410 to 530	20	25	30	50	65	5
530 to 840						10
850 to 1160						15
1170 to 1500						20
1510 to 1830						25
1840 to 2170	20	25	30	50	65	30
2180 to 2830						40
2840 to 3500						50
3520 to 4160	20	25	30	50	65	60
4170 to 5140						70
5220 to 6150						85
6180 to 7500						105
7600 to 8500	20	25	30	50	65	125
8880 to 10170						145
10600 to 12500						175

TAPER LOCK

All Fenner V and wedge belt pulleys use Taper Lock shaft fixing.

Detailed instructions for fitting and dismantling Taper Lock products are included with Taper Lock bushes.

1. HOW TO MEASURE




Correct way to measure:
PowerTwist Plus – end of tab to first empty holes (right to left, above)

Determine the required pitch length of the belt. Measure PowerTwist Plus from the second empty hole on the last link to the end tab. Subtract one link in every 24 for Z, A, B sections, one link in every 20 for C section. For multiple belt drives, count the number of links in the initial belt and make additional belts the same number of links. Lay the original belt on a table and lay the additional belts side by side to ensure the correct length and matched sets.

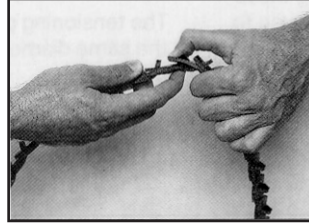
2. ASSEMBLY – POWERTWIST PLUS



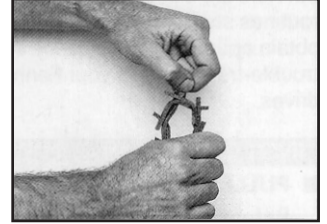
Always work with the belt inside out, tabs pointing outward



Place end tab through two links at once.



Flex belt further and insert second tab through end link by twisting tab with thumb.



Ensure tab returns to position across belt. Reverse belt so tabs run inside.

3. INSTALLATION

Make PowerTwist Plus belts to the correct pitch length and then install them as you would an endless belt.

1. Move motor to reduce centre distance.
2. Place all belts in correct position.

Where it is necessary to thread belts through confined spaces, or around shafts without moving bearings, it is possible to make the belts "in site". Some reduction in pulley centre distance is still necessary for ease of assembly.

3. Move motor back into position, applying correct tension.
4. Secure motor tightly.


Method of Belt tensioning using Fenner Belt Tension indicator

1. Calculate the deflection distance in mm on a basis of 16mm per metre of span.
 $\text{Centre Distance (m)} \times 16 = \text{Deflection (mm)}$
2. Set the lower marker ring at the deflection distance required in mm on the lower scale.
3. Set the upper marker ring against the bottom edge of the top tube.
4. Place the belt tension indicator on top of the belt at the centre of span, and apply a force at right angles to the belt deflecting it to the point where the lower marker ring is level with the top of an adjacent belt*.
5. Read off the force value indicated by the top edge of the upper marker ring.
6. Compare this force to the kgf value shown in the table opposite.
7. If a Fenner Belt Tension Indicator is not available, a spring balance and rule will suffice.

CAUTION

When properly installed, initial tension may appear excessive. Tension drops to normal when drive begins to run.

5. DISASSEMBLY – PowerTwist Plus



Turn belt inside out with tabs pointing outwards. Bend back as far as possible; hold with one hand. Twist one tab 90° parallel with slot.



Pull end of link over tab.



Rotate belt end with tab at 90° to line of belt.



Pull belt end through two links.

4. RETENSIONING

It is important to retension all drives after an initial run-in period. On fixed centre drives, it may be necessary to remove a link from each belt for proper retensioning.

TENSIONING FORCES

Belt Section	Force required to deflect belt 16mm per metre of span		
	Small Pulley Diameter (mm)	Newton (N)	Kilogram-force (kgf)
Z	56 to 90	10 to 15	1.0 to 1.5
A	80 to 140	15 to 20	1.5 to 2.0
B	125 to 200	25 to 35	2.6 to 3.6
C	200 to 400	45 to 65	4.6 to 6.6

***NOTE:** For single belt drives a straight edge should be placed across the two pulleys to act as a datum for measuring the amount of deflection.

If the measured force falls within the values given, the drive should be satisfactory. A measured force below the lower value indicates under-tensioning.

A new drive should be tensioned to the higher value to allow for the normal drop in tension during the running-in period.

After the drive has been running for 30 minutes, the tension should be checked and re-adjusted to the higher value, if necessary.

Ribbed Belts

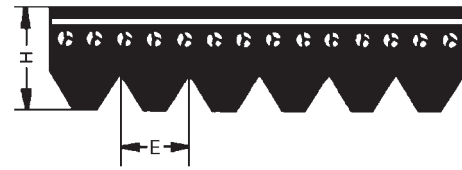


Section

BELT DIMENSIONS & PHYSICAL PROPERTIES

Belt Section	PJ	PK	PL	PM
Rib pitch E (mm)	2.34	3.56	4.70	9.40
Belt thickness H (mm)	3.50	5.00	7.00	12.00
Mass/unit length/rib (g/m/rib)	8.20	19.50	32.00	110.00
Maximum belt* speed (m/sec)	60.00	55.00	50.00	40.00
Minimum pulley diameter (mm)	18.00	50.00	70.00	180.00

* Belt speeds above 40m/sec require special pulley materials – consult your local Authorised Distributor



The geometry of each section complies with ISO 9982.

STANDARD EFFECTIVE LENGTHS (MM & INCHES)

PJ		PK		PL		PM	
406	16.0	673	26.5	1075	42.5	2693	106.0
432	17.0	698	27.5	1270	50.0	2832	111.5
457	18.0	710	28.0	1333	52.5	2921	115.0
483	19.0	740	29.1	1371	54.0	3010	118.5
508	20.0	775	30.5	1397	55.0	3124	123.0
559	22.0	805	31.7	1422	56.0	3327	131.0
610	24.0	841	33.1	1562	61.5	3531	139.0
660	26.0	870	34.3	1613	63.5	3734	147.0
711	28.0	884	34.8	1664	65.5	4089	161.0
723	28.5	915	36.0	1715	67.5	4191	165.0
762	30.0	926	36.5	1764	69.5	4470	176.0
813	32.0	954	37.6	1803	71.0	4648	183.0
864	34.0	970	38.2	1841	72.5	5029	198.0
914	36.0	1015	40.0	1943	76.5	5410	213.0
960	38.0	1030	40.6	1981	78.0	6121	241.0
1016	40.0	1080	42.5	2020	79.5	6883	271.0
1092	43.0	1146	45.1	2070	81.5	7646	301.0
1105	43.5	1165	45.9	2096	82.5	8408	331.0
1123	44.0	1230	48.4	2134	84.0		
1130	44.5	1295	51.0	2197	86.5		
1150	45.0	1387	54.6	2235	88.0		
1168	46.0	1425	56.1	2324	91.5		
1200	47.0	1460	57.5	2362	93.0		
1244	49.0	1530	60.2	2476	97.5		
1270	50.0	1560	61.4	2515	99.0		
1280	50.5	1658	65.3	2705	106.5		
1321	52.0	1725	67.9	2743	108.0		
1355	53.0	1760	69.3	2845	112.0		
1397	55.0	1795	70.7	2895	114.0		
1428	56.0	1863	73.3	2921	115.0		
1473	58.0	1900	74.8	2997	116.0		
1549	61.0	1980	78.0	3086	121.5		
1600	63.0	2050	80.7	3124	123.0		
1651	65.0	2145	84.4	3289	129.5		
1663	65.5	2257	88.9	3327	131.0		
1752	69.0	2330	91.7	3492	137.5		
1854	73.0	2440	96.1	3696	145.5		
1910	75.0	2523	99.3	4051	159.5		
1956	77.0	2612	102.8				
1965	77.5	2680	105.5				
1992	78.5						
2083	82.0						
2210	87.0						

Effective belt lengths are used with pulley effective diameters in all centre distance calculations.

All the above belts can be supplied with rib numbers of at least 46.

Intermediate belt lengths are available - consult your local Authorised Distributor.

Belts should be designated by: number of ribs, section letters and effective length in mm

(e.g. 16 PL 2235)

Ribbed belt codes

Digits	Reference	Code
1,2&3	Product group	215
4	Belt section PJ,PK,PL,PM	J,K,L,M
5,6,7,8	Belt effective length mm e.g. 723mm=0723 1295mm=1295 for M section over 10000 use 1st 4 digits e.g. 12217mm =1221	0200 -9999

NOTE:

These 8 digit codes specify the section and effective length of a belt.

The number of ribs on any belt must be specified separately.

e.g. 16 PL 2235 = 215 L 2235, 16 ribs

FRICION BELT DRIVES

Necessary drive data: Driving/driven shaft speeds (rev/min), absorbed drive power and/or motor power (kW), type of prime mover (inc. electric motor starting arrangements) and driven machine, machine shaft diameters (mm or ins.), required drive centre distance (mm), any other dimensional constraints.

(a) Service Factor

Select the service factor applicable to the drive from table 1 below. For a speed increasing drive multiply the basic service factor by the special factor in the top left box to achieve the full service factor.

(b) Design Power

Multiply the normal running (absorbed) power of the drive, or if not known, the motor power, by the service factor (a), to give the design power which is used as the basis for drive selection. This power should be calculated in kW.

(c) Ribbed Belt Section

Refer to table 2, page 81 and find the point of intersection of the faster drive shaft speed in rev/min, and the design power (b). This point will indicate required belt section and approximate small pulley diameters/rib numbers.

NOTE: PK section ribbed belts are normally used for automotive applications. For general industrial applications PJ, PL or PM section belts should be selected.

(d) Speed Ratio

Divide rev/min of faster shaft by that of the slower shaft to give required speed ratio.

(e) Minimum Small Pulley Diameter

Refer to table 5, page 81 to find the minimum recommended small pulley diameter, using design power (b) and the faster shaft speed.

(f) Pulley Effective* Diameters

Refer to table 6, page 82 to select pulley effective diameters giving close to the required speed ratio (d), using (e) as a guide to small pulley diameter.

Calculate the exact speed ratio and check acceptability

* Note: All pulley designations show effective (outside) diameters. Exact speed ratios are calculated using pitch diameters, – see under table 6, page 82.

(g) Belt Length and Centre Distance

Use the formulae below to establish which standard belt length (listed page 79) gives closest to the required drive centre distance.

(h) Combined Correction Factor

Refer to tables 3 & 4, page 81 to find power correction factors for belt length and for the arc of contact for the small pulley (the latter calculated using pulley diameters D & d, and centre distance C - all in mm).

Multiply these two factors together to give the combined correction factor.

(j) Basic/Additional Power per Rib

The main power rating tables on pages 82 & 83 show basic power per belt rib, in kW, at the intersection of faster shaft speed (LH column, in rev/min) with pulley diameter (across top, in mm). Additional power per rib due to speed ratio is shown in the smaller RH table. Values for shaft speeds not listed can be derived by interpolation.

(k) Corrected Power per Rib

Add the speed ratio increment to the basic power per rib (j) and multiply the resultant kW value by the combined correction factor (h) to give the full power per rib.

(l) Number of Ribs Required

Divide design power (b) by the full power per rib (k) to give the number of belt ribs required. Round up to an even number and check whether standard pulleys are available.

(m) Pulleys

When pulley specification is established, consult your local Authorised Distributor to check availability of pulleys with Taper Lock bush shaft fixing, and associated bore size capacity.

BELT LENGTH & CENTRE DISTANCE FORMULAE

To determine belt length (L mm) for a given centre distance (C mm) using pulleys with small/large effective diameters d/D mm:

$$L = 2C + \frac{(D-d)^2}{4C} + 1.57 (D+d)$$

–select the standard belt length nearest to L as calculated.

To determine centre distance for given effective pulley diameters and actual belt length:

$$C = A + \sqrt{A^2 - B}$$

where: $A = \frac{L}{4} - 0.3925 (D + d)$ and $B = \frac{(D-d)^2}{8}$

TABLE 1: SERVICE FACTORS

SPECIAL CASES		TYPES OF PRIME MOVER					
		'Soft' starts			'Heavy' starts		
For speed increasing drives of: Speed ratio 1.00 – 1.24 multiply service factor by 1.00 Speed ratio 1.25 – 1.74 multiply service factor by 1.05 Speed ratio 1.75 – 2.49 multiply service factor by 1.11 Speed ratio 2.50 – 3.49 multiply service factor by 1.18 Speed ratio 3.50 and over multiply service factor by 1.25		Electric motors: AC – Star delta start DC – Shunt wound Internal combustion engines with 4 or more cylinders All prime movers fitted with centrifugal clutches, dry or fluid couplings or electronic soft start devices			Electric Motors: AC – Direct-on-line start DC – Series & compound wound Internal combustion engines with less than 4 cylinders Prime movers not fitted with soft start devices		
		Hours per day duty					
		TYPES OF DRIVEN MACHINE		10 and under	Over 10 to 16	Over 16	10 and under
Class 1 Light Duty	Agitators (uniform density), blowers, exhausters and fans (up to 75 kW), centrifugal compressors and pumps, belt conveyors (uniformly loaded).	1.0	1.1	1.2	1.1	1.2	1.3
Class 2 Medium Duty	Agitators and mixers (variable density), blowers, exhausters and fans (over 75 kW), rotary compressors and pumps (other than centrifugal), belt conveyors (not uniformly loaded), generators and exciters, laundry machinery, lineshafts, machine tools, printing machinery, sawmill and woodworking machinery, screens (rotary).	1.1	1.2	1.3	1.2	1.3	1.4
Class 3 Heavy Duty	Brick machinery, bucket elevators, compressors and pumps (reciprocating), conveyors (heavy duty), hoists, mills (hammer), pulverisers, punches, presses, shears, quarry plant, rubber machinery, screens (vibrating), textile machinery.	1.2	1.3	1.4	1.4	1.5	1.6
Class 4 Extra Heavy Duty	Crushers (gyratory-jaw roll), mills (ball-rod-tube).	1.3	1.4	1.5	1.5	1.6	1.8

Ribbed Belt Drives Selection



TABLE 2

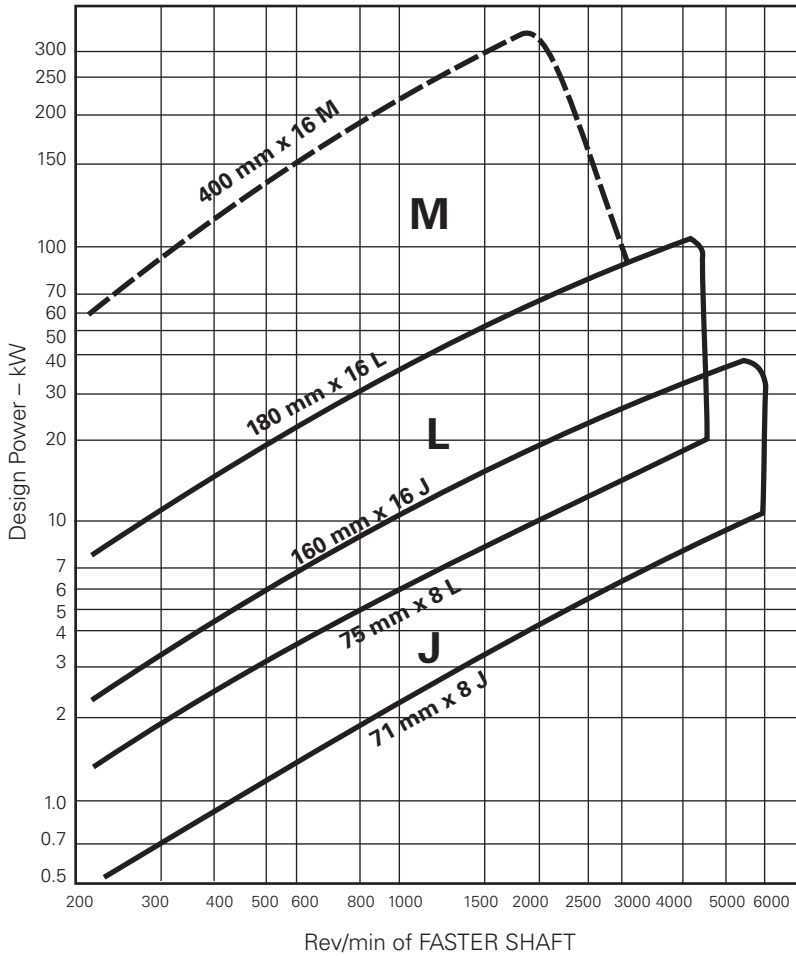


TABLE 3 – BELT LENGTH CORRECTION FACTOR

PITCH LENGTH		Cross Section		
mm	ins	PJ	PL	PM
610	24.0	0.89	–	–
660	26.0	0.90	–	–
711	28.0	0.92	–	–
762	30.0	0.93	–	–
813	32.0	0.95	–	–
864	34.0	0.97	–	–
914	36.0	0.98	–	–
965	38.0	0.99	–	–
1016	40.0	1.00	–	–
1092	43.0	1.01	–	–
1168	46.0	1.02	–	–
1270	50.0	1.05	0.89	–
1397	55.0	1.07	0.91	–
1550	61.0	1.09	–	–
1562	61.5	–	0.93	–
1664	65.0	–	0.94	–
1752	69.0	1.12	–	–
1765	69.5	–	0.96	–
1842	72.5	–	0.97	–
1956	77.0	1.15	–	–
1981	78.0	–	0.98	–
2134	84.0	–	1.01	–
2286	90.0	–	–	0.88
2324	91.5	–	1.02	–
2388	94.0	–	–	0.89
2515	99.0	–	1.04	0.90
2693	106.0	–	1.05	0.91
2921	115.0	–	1.07	0.93
3124	123.0	–	1.08	0.94
3327	131.0	–	1.10	0.96
3696	145.5	–	1.12	–
3734	147.0	–	–	0.98
4089	161.0	–	1.14	1.00
4191	165.0	–	1.14	1.00
4470	176.0	–	1.16	1.02
4648	183.0	–	–	1.03
5029	198.0	–	1.19	1.05
5385	212.0	–	1.20	–
5410	213.0	–	–	1.06
6121	241.0	–	–	1.09
6883	271.0	–	–	1.12
7646	301.0	–	–	1.14
8408	331.0	–	–	1.16
9169	361.0	–	–	1.18
9931	391.0	–	–	1.20

TABLE 4 – ARC OF CONTACT CORRECTION FACTORS

$\frac{D-d}{C}$	Arc of contact (degrees)	Correction Factor	$\frac{D-d}{C}$	Arc of contact (degrees)	Factor
0.00	180	1.00	0.50	151	0.93
0.05	177	0.99	0.55	148	0.92
0.10	174	0.99	0.60	145	0.91
0.15	171	0.98	0.65	142	0.90
0.20	169	0.97	0.70	139	0.89
0.25	166	0.97	0.75	136	0.88
0.30	163	0.96	0.80	133	0.87
0.35	160	0.95	0.85	130	0.86
0.40	157	0.94	0.90	127	0.85
0.45	154	0.93	0.95	123	0.83

TABLE 5

Speed of motor shaft rev/min	Recommended Minimum Motor Pulley Diameter (mm)																					
	Design Power (kW)																					
	0.55	0.75	1.1	1.5	2.2	3.0	4.0	5.5	7.5	11.0	15.0	18.5	22.0	30.0	37.0	45.0	55.0	75.0	93.0	112	130	150
720	50	50	67	70	75	85	95	106	118	132	150	160	165	180	190	200	224	250	280	315	315	315
960	45	50	56	63	70	75	85	90	100	118	125	132	150	165	180	190	212	224	250	280	315	315
1440	40	45	50	63	67	71	80	85	90	100	118	125	132	150	165	170	190	200	224	250	280	280
2880	40	45	50	56	63	67	71	75	80	90	95	100	118	125	132	150	160	165	180	190	200	224

TABLE 6
SPEED RATIO CHART

Drive (motor) pulley eff. dia. mm	71	75	80	85	90	95	100	106	112	118	125	132	140	150	160	170	180
Driven pulley eff. dia mm																	
71	1.00																
75	1.05	1.00															
80	1.12	1.06	1.00														
85	1.19	1.13	1.06	1.00													
90	1.26	1.19	1.12	1.06	1.00												
95	1.32	1.25	1.18	1.11	1.05	1.00											
100	1.39	1.32	1.24	1.17	1.11	1.05	1.00										
106	1.47	1.39	1.31	1.24	1.17	1.11	1.06	1.00									
112	1.55	1.47	1.38	1.31	1.24	1.17	1.12	1.05	1.00								
118	1.63	1.55	1.46	1.37	1.30	1.23	1.17	1.11	1.05	1.00							
125	1.72	1.64	1.54	1.45	1.37	1.30	1.24	1.17	1.11	1.06	1.00						
132	1.82	1.73	1.62	1.53	1.45	1.38	1.31	1.24	1.17	1.12	1.05	1.00					
140	1.93	1.83	1.72	1.62	1.53	1.46	1.39	1.31	1.24	1.18	1.12	1.06	1.00				
150	2.06	1.96	1.84	1.73	1.64	1.56	1.48	1.40	1.33	1.26	1.19	1.13	1.07	1.00			
160	2.19	2.08	1.96	1.85	1.75	1.66	1.58	1.49	1.42	1.35	1.27	1.21	1.14	1.07	1.00		
170	2.33	2.21	2.08	1.96	1.86	1.76	1.68	1.58	1.50	1.43	1.35	1.28	1.21	1.13	1.06	1.00	
180	2.46	2.34	2.20	2.07	1.96	1.86	1.77	1.68	1.59	1.51	1.43	1.35	1.28	1.20	1.12	1.06	1.00
190	2.60	2.46	2.32	2.19	2.07	1.96	1.87	1.77	1.68	1.59	1.51	1.43	1.35	1.26	1.18	1.12	1.05
200	2.73	2.59	2.44	2.30	2.18	2.07	1.97	1.86	1.76	1.67	1.58	1.50	1.42	1.33	1.24	1.17	1.11
212	2.89	2.75	2.58	2.44	2.30	2.19	2.08	1.97	1.87	1.77	1.68	1.59	1.50	1.40	1.32	1.24	1.17
224	3.05	2.90	2.72	2.57	2.43	2.31	2.20	2.08	1.97	1.87	1.77	1.68	1.59	1.48	1.39	1.31	1.24
236	3.21	3.05	2.87	2.71	2.56	2.43	2.31	2.19	2.07	1.97	1.86	1.77	1.67	1.56	1.46	1.38	1.31
250	3.40	3.23	3.04	2.86	2.71	2.57	2.45	2.32	2.19	2.09	1.97	1.87	1.77	1.65	1.55	1.46	1.38
280	3.81	3.61	3.40	3.20	3.03	2.88	2.74	2.59	2.45	2.33	2.21	2.09	1.98	1.85	1.73	1.63	1.54
315	4.28	4.06	3.81	3.60	3.41	3.23	3.08	2.91	2.76	2.62	2.48	2.35	2.22	2.07	1.95	1.84	1.74
355	4.81	4.57	4.29	4.05	3.83	3.64	3.46	3.27	3.10	2.95	2.79	2.65	2.50	2.34	2.19	2.07	1.95
400	5.42	5.14	4.83	4.56	4.32	4.10	3.90	3.68	3.49	3.32	3.14	2.98	2.81	2.63	2.47	2.33	2.20
450	6.09	5.78	5.43	5.12	4.85	4.60	4.38	4.14	3.93	3.73	3.53	3.35	3.16	2.95	2.77	2.61	2.47
500	6.26	6.41	6.03	5.69	5.39	5.11	4.86	4.60	4.36	4.14	3.92	3.72	3.51	3.28	3.08	2.90	2.74
630	8.50	8.07	7.59	7.16	6.78	6.43	6.12	5.79	5.48	5.21	4.93	4.68	4.41	4.13	3.87	3.65	3.45
800	10.79	10.24	9.62	9.08	8.59	8.16	7.76	7.34	6.96	6.61	6.25	5.93	5.60	5.23	4.91	4.63	4.38

The above chart gives approximate speed ratios between pulleys of the shown effective diameters. For exact drive ratio values, calculate the mathematical ratio between any 2 effective dias. (De) converted to pitch dias. (Dp) as follows: J section $D_p = D_e + 2 \text{ mm}$
L section $D_p = D_e + 5 \text{ mm}$

PJ RIBBED BELT RATINGS

Rev/min faster shaft	Basic power rating per rib (kW) for small pulley effective diameter (mm) PJ Section											Additional power (kW) per rib due to speed ratio				
	71	75	80	85	90	95	100	112	125	140	160	1.00 to 1.05	1.05 to 1.16	1.17 to 1.40	1.41 to 1.65	above 1.66
100	0.03	0.03	0.03	0.03	0.04	0.04	0.04	0.05	0.05	0.06	0.07	0	0.00	0.00	0.00	0.00
200	0.06	0.06	0.06	0.07	0.07	0.08	0.08	0.09	0.10	0.12	0.13	0	0.00	0.00	0.00	0.00
400	0.11	0.11	0.12	0.13	0.14	0.15	0.16	0.18	0.20	0.22	0.26	0	0.00	0.00	0.00	0.00
600	0.16	0.17	0.18	0.19	0.21	0.22	0.23	0.26	0.29	0.33	0.38	0	0.00	0.00	0.00	0.01
720	0.19	0.20	0.22	0.23	0.25	0.26	0.27	0.31	0.35	0.39	0.45	0	0.00	0.00	0.01	0.01
800	0.21	0.22	0.24	0.25	0.27	0.29	0.30	0.34	0.38	0.43	0.50	0	0.00	0.01	0.01	0.01
960	0.25	0.26	0.28	0.30	0.32	0.34	0.36	0.41	0.46	0.51	0.59	0	0.00	0.01	0.01	0.01
1000	0.26	0.27	0.29	0.31	0.33	0.35	0.37	0.42	0.47	0.53	0.61	0	0.00	0.01	0.01	0.01
1200	0.31	0.33	0.35	0.37	0.40	0.42	0.45	0.50	0.56	0.63	0.72	0	0.00	0.01	0.01	0.01
1440	0.36	0.39	0.41	0.44	0.47	0.50	0.43	0.60	0.67	0.75	0.86	0	0.00	0.01	0.01	0.01
1600	0.4	0.43	0.46	0.49	0.52	0.55	0.58	0.66	0.74	0.83	0.94	0	0.00	0.01	0.01	0.01
1800	0.45	0.45	0.51	0.55	0.58	0.62	0.65	0.73	0.82	0.92	1.05	0	0.01	0.01	0.01	0.01
2000	0.49	0.53	0.56	0.60	0.64	0.68	0.72	0.81	0.90	1.01	1.15	0	0.01	0.01	0.02	0.02
2200	0.54	0.57	0.62	0.66	0.70	0.74	0.78	0.88	0.98	1.10	1.25	0	0.01	0.01	0.02	0.02
2400	0.59	0.62	0.67	0.71	0.76	0.80	0.85	0.95	1.06	1.19	1.35	0	0.01	0.01	0.02	0.02
2600	0.63	0.67	0.72	0.77	0.82	0.86	0.91	1.02	1.14	1.28	1.45	0	0.01	0.02	0.02	0.02
2880	0.69	0.74	0.79	0.84	0.89	0.95	1.00	1.12	1.25	1.39	1.57	0	0.01	0.02	0.02	0.03
3000	0.72	0.76	0.82	0.87	0.93	0.98	1.04	1.16	1.29	1.44	1.63	0	0.01	0.02	0.02	0.03
3500	0.84	0.88	0.94	1.00	1.06	1.12	1.18	1.32	1.47	1.63	1.83	0	0.01	0.02	0.03	0.03
4000	0.93	0.99	1.06	1.13	1.20	1.26	1.33	1.48	1.64	1.80	2.01	0	0.01	0.02	0.03	0.04
4500	1.03	1.09	1.17	1.25	1.32	1.39	1.46	1.62	1.79	1.96	2.16	0	0.01	0.03	0.04	0.04
5000	1.13	1.20	1.28	1.36	1.44	1.51	1.59	1.76	1.92	2.10	2.27	0	0.01	0.03	0.04	0.05
6000	1.31	1.39	1.48	1.57	1.65	1.73	1.81	1.98	2.14	2.27	2.40	0	0.02	0.03	0.05	0.06

Power Ratings - PL & PM Ribbed Belts



PL RIBBED BELT RATINGS

Basic power rating per rib (kW) for small pulley effective diameter (mm) PL Section												
Rev/min faster shaft	75	80	85	90	95	100	106	112	125	140	160	180
100	0.08	0.09	0.10	0.11	0.12	0.12	0.14	0.15	0.17	0.19	0.23	0.26
200	0.15	0.17	0.19	0.20	0.22	0.24	0.26	0.28	0.32	0.37	0.44	0.50
400	0.29	0.32	0.35	0.38	0.42	0.45	0.49	0.53	0.61	0.71	0.84	0.96
600	0.41	0.46	0.51	0.56	0.60	0.65	0.71	0.77	0.89	1.03	1.22	1.40
720	0.49	0.54	0.60	0.66	0.71	0.77	0.84	0.91	1.05	1.22	1.44	1.66
800	0.53	0.60	0.66	0.72	0.79	0.85	0.92	1.00	1.16	1.34	1.58	1.82
960	0.63	0.70	0.78	0.85	0.93	1.00	1.09	1.18	1.37	1.58	1.87	2.15
1000	0.65	0.73	0.81	0.88	0.96	1.04	1.13	1.22	1.42	1.64	1.94	2.23
1200	0.76	0.86	0.95	1.04	1.13	1.22	1.33	1.44	1.67	1.94	2.29	2.63
1440	0.90	1.01	1.11	1.22	1.33	1.44	1.57	1.69	1.97	2.28	2.69	3.08
1600	0.98	1.10	1.22	1.34	1.46	1.56	1.72	1.86	2.16	2.50	2.94	3.38
1800	1.09	1.22	1.35	1.49	1.62	1.75	1.91	2.06	2.39	2.77	3.26	3.73
2000	1.19	1.34	1.48	1.63	1.77	1.92	2.09	2.26	2.62	3.03	3.56	4.07
2200	1.29	1.45	1.61	1.79	1.92	2.08	2.26	2.45	2.84	3.28	3.84	4.38
2400	1.39	1.56	1.73	1.90	2.07	2.24	2.44	2.63	3.05	3.52	4.12	4.69
2600	1.48	1.67	1.85	2.03	2.21	2.39	2.60	2.81	3.24	3.75	4.38	4.97
2880	1.61	1.81	2.01	2.21	2.41	2.60	2.83	3.05	3.53	4.05	4.71	5.32
3000	1.67	1.87	2.08	2.28	2.49	2.68	2.92	3.15	3.64	4.18	4.85	5.46
3500	1.88	2.11	2.35	2.57	2.80	3.01	3.28	3.53	4.07	4.64	5.34	5.95
4000	2.07	2.33	2.59	2.84	3.09	3.33	3.61	3.88	4.44	5.03	5.72	6.28
4500	2.25	2.53	2.81	3.08	3.34	3.59	3.89	4.17	4.74	5.32	5.96	6.43

Additional power (kW) per rib due to speed ratio				
1.00 to 1.06	1.07 to 1.16	1.17 to 1.40	1.41 to 1.74	above 1.75
0.00	0.00	0.01	0.01	0.01
0.00	0.01	0.01	0.02	0.02
0.00	0.01	0.03	0.03	0.04
0.00	0.02	0.04	0.05	0.06
0.00	0.02	0.05	0.06	0.07
0.00	0.03	0.05	0.06	0.08
0.00	0.03	0.06	0.08	0.09
0.00	0.04	0.06	0.08	0.09
0.00	0.04	0.07	0.10	0.11
0.00	0.05	0.09	0.12	0.14
0.00	0.05	0.10	0.13	0.15
0.00	0.06	0.11	0.15	0.17
0.00	0.06	0.12	0.16	0.19
0.00	0.08	0.14	0.18	0.21
0.00	0.08	0.14	0.19	0.23
0.00	0.09	0.16	0.21	0.25
0.00	0.10	0.17	0.23	0.27
0.00	0.10	0.18	0.24	0.28
0.00	0.12	0.21	0.28	0.33
0.00	0.13	0.24	0.32	0.38
0.00	0.15	0.27	0.36	0.43

PM RIBBED BELT RATINGS

Basic power rating per rib (kW) for small pulley effective diameter (mm) PM Section										
Rev/min faster shaft	180	190	200	212	224	250	280	315	355	400
100	0.63	0.69	0.74	0.81	0.87	1.01	1.18	1.36	1.57	1.81
200	1.19	1.29	1.40	1.52	1.65	1.92	2.23	2.58	2.98	3.45
400	2.22	2.42	2.62	2.86	3.10	3.61	4.20	4.86	5.63	6.50
600	3.18	3.47	3.76	4.11	4.46	5.20	6.05	6.99	8.08	9.32
720	3.73	4.07	4.42	4.83	5.23	6.11	7.10	8.20	9.47	10.89
800	4.08	4.46	4.84	5.29	5.74	6.69	7.77	8.97	10.35	11.88
960	4.77	5.22	5.66	6.19	6.71	7.82	9.07	10.45	12.01	13.72
1000	4.94	5.40	5.86	6.40	6.94	8.09	9.38	10.80	12.40	14.15
1200	5.75	6.28	6.81	7.44	8.06	9.38	10.85	12.44	14.21	16.09
1440	6.65	7.27	7.88	8.60	9.30	10.79	12.42	14.15	16.02	17.91
1600	7.21	7.87	8.53	9.30	10.05	11.63	13.33	15.11	16.97	18.77
1800	7.85	8.57	9.28	10.10	10.90	12.56	14.31	16.09	17.86	19.41
2000	8.44	9.20	9.94	10.81	11.64	13.34	15.09	16.79	18.36	
2200	8.95	9.75	10.52	11.42	12.27	13.97	15.66	17.20		
2400	9.40	10.22	11.01	11.91	12.77	14.42	15.99	17.29		
2600	9.78	10.61	11.40	12.30	13.13	14.70	16.08			
2880	10.17	11.00	11.77	12.62	13.39	14.75				
3000	10.28	11.10	11.86	12.68	13.41	14.64				

Additional power (kW) per rib due to speed ratio				
1.00 to 1.04	1.05 to 1.14	1.15 to 1.48	1.49 to 2.00	above 2.01
0.00	0.01	0.04	0.05	0.07
0.00	0.03	0.08	0.10	0.14
0.01	0.06	0.16	0.21	0.27
0.02	0.09	0.24	0.31	0.41
0.03	0.11	0.29	0.37	0.49
0.03	0.12	0.32	0.42	0.54
0.03	0.14	0.38	0.50	0.65
0.04	0.15	0.4	0.52	0.68
0.04	0.18	0.49	0.63	0.81
0.05	0.23	0.58	0.75	0.97
0.06	0.24	0.65	0.84	1.08
0.07	0.27	0.73	0.94	1.22
0.07	0.31	0.81	1.05	1.35
0.08	0.35	0.89	1.15	1.49
0.08	0.37	0.97	1.25	1.62
0.09	0.40	1.05	1.36	1.76
0.11	0.44	1.16	1.46	1.89
0.11	0.46	1.21	1.57	2.03

The following recommendations for installing a ribbed belt drive will help ensure correct working conditions and optimum service life.

RIBBED BELT PULLEY GROOVE DIMENSIONS

Pulleys are manufactured to ISO 9982 – Pulleys and V-Ribbed Belts for Industrial Applications

PULLEY SECTION		PJ	PK	PL	PM
α	(°)	40 ± 0.5	40 ± 0.5	40 ± 0.5	40 ± 0.5
P	(mm)	2.34 ± 0.03	3.56 ± 0.05	4.70 ± 0.05	9.40 ± 0.08
Tolerance for ΣP		± 0.3	± 0.3	± 0.3	± 0.3
rt min.	(mm)	0.20	0.25	0.40	0.75
rb max.	(mm)	0.40	0.50	0.40	0.75
f min.	(mm)	1.8	2.5	3.3	64
dB	(mm)	1.5 ± 0.01	2.5 ± 0.01	3.5 ± 0.01	7.0 ± 0.01
2X	(mm)	0.23	0.99	2.36	4.53

SHAFT ALIGNMENT

The maximum axial misalignment allowed is 3 mm per metre centre distance, to a maximum of 15 mm.

Make sure that angular misalignment is kept within 2°. With flat pulleys, acting as idlers for power take-off, do not exceed 1°.

A laser alignment device is available, which facilitates quick, easy and accurate pulley alignment - consult your local Authorised Distributor.

TENSIONING THE BELT

Ribbed belts must be tensioned correctly and with great care. Under or over-tensioning can cause functional problems and lead to premature belt failure. We recommend the elongation method, which is simple and requires no special equipment, in most cases. (For narrow belts - less than 40 mm wide - it is possible to use the Fenner Belt Tension Indicator).

1. Fit the belt on the pulleys with no tension,
2. Draw two lines perpendicularly across the belt back approx 80% of the belt span apart (or one metre apart for very long spans),
3. Increase the distance between the two lines by 0.5 to 0.75% i.e. by 5 to 7.5 mm for an initial spacing of 1000 mm.
4. Run the drive under load for about 10 minutes,
5. Check the tension of the belt (i.e. the spacing between the two lines) and readjust if necessary.

GENERAL

Pulleys should be mounted as close as possible to bearings, to reduce overhung load.

Pulley grooves should be in good condition, clean, and free from sharp edges.

Ensure that drive machinery is securely fastened after belt installation or adjustments.

Guards should be generously sized and well ventilated.

CENTRE DISTANCE ADJUSTMENT: FITTING AND TAKE-UP RECOMMENDATIONS

Belt Length (mm)	PJ		PK		PL		PM	
	M	T	M	T	M	T	M	T
> 750	-10	+10	-11	+13				
750 to 1200	-10	+15	-12	+16	-15	+20		
1200 to 2000	-15	+20	-16	+22	-20	+25		
2000 to 3500	-20	+30	-23	+32	-30	+35	-40	+50
3500 to 6000					-40	+50	-50	+70
> 6000							-100	+130

TAPER LOCK

Ribbed belt pulleys are available using Taper Lock shaft fixing.

For detailed instructions on the fitting and dismantling of Taper Lock products see Shaft Fixings page 126-127. (TBC)

